

Parts Catalog

AM9D-III Sweeper

Model: AM9D-III



PREFACE

Thank you for your purchase of the new industry standard for sweepers. Minuteman International, Inc. takes great pride in offering the most dependable, reliable, and best value in industrial power sweepers and scrubbers. We set the standard.

Our Customer Service Department would like to hear from you. If you see any errors, omissions or something that needs clarification in this Parts Catalog, please let us know. We are working hard towards continually improving our processes--to benefit you, our valued customer.

Please copy the form below, fill out and comment on how you found our manual.

Thank you!

The PowerBoss® Team

Name _____

Title: _____

Company Name: _____

Address: _____

Country: _____

Type of equipment or model number: _____

Comments: _____

Please return to:

Customer Service Manager
PowerBoss®, Minuteman International, Inc.
14N845 U.S. Route 20
Pingree Grove, Illinois 60140 USA

Phone: 800-323-9420

Email: tech@powerboss.com

This is the Parts Catalog for the PowerBoss® AM9D-III Sweeper.

This Catalog covers the standard AM9D-III machine variations beginning June 2015.

We believe this machine will provide excellent service for many years.

However, the best results will be obtained if:

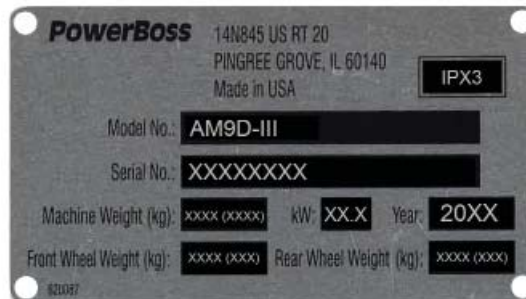
- The machine is operated with reasonable care.
- The machine is maintained regularly per the maintenance schedule provided in the User Manual.
- The machine is maintained with PowerBoss® supplied or equivalent parts.

All right side and left side references to the machine (except for engine) are determined by facing the direction of forward travel. The front of the engine or engine fan faces the rear of the machine. Some hardware considered to be common or locally available has been omitted from the parts section to make this manual clear. Be sure to use equivalent hardware when replacement becomes necessary.

The Model and Serial Number of your machine is shown on the I.D. name plate. This information is needed when contacting Technical Support or when ordering parts. The I.D. plate is mounted on the console of the machine, left of the operator and adjacent the main broom adjustment access door.

Parts may be ordered by phone, fax, or email from any PowerBoss® parts and service center. Before ordering parts or supplies, be sure to have your machine model number and serial number handy. For your convenience Fill out the data block on the next page for future reference.

Example I.D Plate:



MACHINE DATA	
Fill out at installation	
Serial Number:	_____
Engine Serial Number:	_____
Sales Rep.:	_____
Date of Install:	_____

All information contained in this catalog is current at the time of printing. Minuteman International, Inc. reserves the right to make changes at any time without notice.

PowerBoss®, Minuteman International, Inc., Printed in USA ©2014-2015.

STANDARD ABBREVIATIONS

°C-Degrees Celsius	INFO-Information
°F-Degrees Fahrenheit	INT-Internal or Interior
12V-12 Volts DC	LG-Long
AR-Abrasion Resistant	LH-Left Hand
ASSY-Assembly	LPG-Liquefied Petroleum Gas
ATO-Standard Auto Fuse Type Also called ATC	LP-Liquefied Petroleum
BHSCS-Button Head Screw SS	M8x1-Indicates Metric threads, 8mm Dia with a 1mm thread pitch
BLK-Black	MM-Millimeters
BLT-Belt	MNT-Mount
BR-Brass or Broom or Brush	MS-Mid Size
BRM-Broom	OD-Outside Diameter
BRKT-Bracket	PLTD-Plated
CB-Curb Broom	REV-Reverse
CCW-Counter Clockwise	RH-Right Hand
CI-Cubic Inch	ROT-Rotation
CW-Clockwise Rotation	RTR-Rotary Trash Relocator
CYL-Cylinder	SCR-Screw
DEG-Degrees	SC-Scrubber
DIA-Diameter	SP-Service Part
DPDT-Double Pole Double Throw	SPDT-Single Pole Double Throw
ELEC-Electric	SPST-Single Pole Single Throw
ES-Elastic Stop, also Nyloc	SS-Stainless Steel
EXT-Exterior or Extended	STR-Straight
FI-Fuel Injection	ST-Straight
FS-Full Size	SUB-Sub Assembly
FTG-Fitting	THD-Thread
FWD-Forward	THK-Thick
REV-Reverse	THRU-Through
GAL-US Gallon (3.79 Liters)	UNC-Unified Nat'l Coarse Threads
GOV-Governor	UNF-Unified Nat'l Fine Threads
HD-Head	V1505-Kubota Diesel Engine
HD-Heavy Duty	W/-With
HOP-Hopper	WELD-Weldment
HSS-High Speed Steel	W/O-Without
HT-High Temperature	SP-Zinc Plated
HT-Height	
HYD-Hydraulic	
ID-Identification	
ID-Inside Diameter	
IMP-Impeller	

TABLE OF CONTENTS

PREFACE..... 2

TECHNICAL SPECIFICATIONS

 DIMENSIONS & WEIGHT..... 4

 SWEEPING SYSTEM..... 4

 STANDARD ABBREVIATIONS..... 5

EXPLODED DRAWINGS AND PARTS LISTS

FRAME ASSEMBLY AM9D-III..... 10

HYDRAULIC BRAKE ASSEMBLY..... 12

HYDRAULIC BRAKE ASSEMBLY - CONTINUED..... 14

BRAKE - 8" ARMA L/H PN-3321450..... 16

BRAKE - 8" ARMA R/H PN-3321471..... 16

STEERING WHEEL, GAUGES & FUSES..... 18

STEERING COLUMN..... 20

SIDE BROOM ASSEMBLY - DRIVE MOTOR, ARM, AND MOUNTING..... 22

SIDE BROOM ASSEMBLY - ADJUSTMENT COMPONENTS..... 24

ENGINE COVER, SIDE DOOR, LATCH & REAR GRILL..... 26

REAR DRIVE ASSEMBLY..... 28

DIRECTIONAL CONTROL LINKAGE ASSEMBLY..... 30

CONSOLE ASSEMBLY..... 32

SEAT, FLOOR PAN & TAIL LIGHT..... 34

LIFT & ROTATION CYLINDERS, HYDRAULIC HOSES..... 36

RTR SWITCH DETAIL LIFT ARM..... 38

HOPPER - FILTER AND SHAKER MOTOR COMPONENTS..... 40

HOPPER - COVER AND LATCH COMPONENTS..... 42

FRONT BUMPER ASSEMBLY..... 44

BATTERY COMPONENTS..... 45

ENGINE PAN, HYDRAULIC HOSE RETAINER & LATCH..... 46

FUEL TANK GASOLINE AND DIESEL..... 48

HYDRAULIC RESERVOIR ASSEMBLY..... 50

HYDRAULIC CONTROL VALVE DETAIL..... 52

IMPELLER ASSEMBLY..... 54

MAIN BROOM ASSEMBLY..... 56

SIDE BROOM & MAIN BROOM..... 58

VACUUM SWITCH..... 60

TIMER-FILTER SHAKER SEALED 61

GASKET MOUNT ASSEMBLY 62

ENGINE AIR CLEANER ASSEMBLY 64

ENGINE KUBOTA V1505 DIESEL - FUSE BOX ASSEMBLY..... 65

ENGINE KUBOTA V1505 DIESEL - FUSE BOX DETAILS..... 66

ENGINE KUBOTA V1505 DIESEL - ALTERNATOR, WATER PUMP, FAN, AND OIL PAN..... 68

ENGINE KUBOTA V1505 DIESEL - FLYWHEEL, STARTER, HEAD COVER, AND MANIFOLD 70

ENGINE KUBOTA V1505 DIESEL - FUEL SYSTEM AND SPEED CONTROL..... 72

ENGINE KUBOTA V1505 DIESEL - MOTOR MOUNTING..... 74

ENGINE KUBOTA V1505 DIESEL - EXHAUST DETAIL..... 76

ENGINE KUBOTA V1505 DIESEL - RADIATOR DETAIL..... 78

ENGINE KUBOTA V1505 DIESEL - RADIATOR COOLANT TANK & MOUNT..... 80

ENGINE KUBOTA V1505 DIESEL - RADIATOR ASSEMBLY & MOUNTING BRACKETS 82

ENGINE KUBOTA V1505 DIESEL - RADIATOR ASSEMBLY, CLAMPS, HOSES & SENDERS 84

ENGINE KUBOTA V1505 DIESEL - HYDRAULIC PUMP DETAIL..... 86

OPTIONS

OPT - MICHIGAN SUSPENSION SEAT (600005) 88

OPT - TIRES PNEUMATIC WITH WELDED NUTS (660075)..... 89

OPT - RAISE HOPPER, MAIN BROOM SHUT OFF (690100)..... 90

OPT - KEY LATCH 9X (690102) 94

OPT - SEAT SWITCH ENGINE SHUT OFF (690147)..... 95

OPTION - HOPPER PRESSURE BYPASS (690231) 96

OPT - SEAT BELT FOR STANDARD SEAT WITH LOCK (690230)..... 98

OPT - SEAT BELT FOR SUSPENSION SEAT WITH LOCK (690233)..... 98

OPT - AIR CONDITIONING UNIT RISER (690317) 99

OPT - AIR CONDITIONING, DSL (3316990) 102

OPT - HOPPER, STAINLESS STEEL (3315078)..... 104

OPT - SPOTLIGHT, CURB BROOM (3316152)..... 108

OPT - OVERHEAD GUARD (3317260) 109

OPT - HEATER (3316472)..... 110

OPT - FAN/DEFROSTER (3317266) 112

OPT - FIRE EXTINGUISHER (3317268) 113

OPT - LIGHT, FLASH AMBER (3317270)..... 114

OPT - LIGHT, FLASH BLUE (3317271) 116

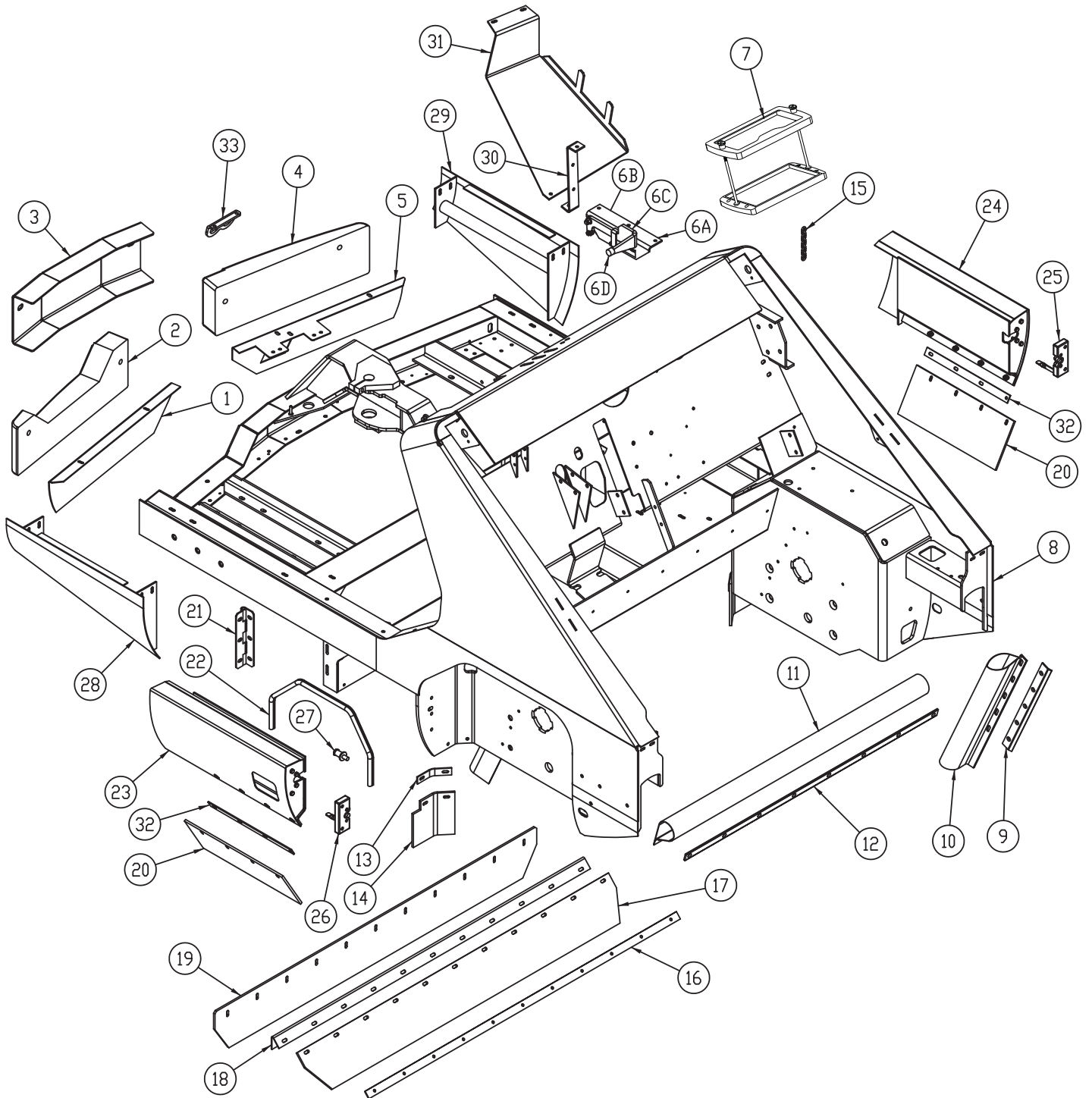
OPT - LIGHT, ROTATING RED (3317272)..... 118

OPT - LIGHT, ROTATING AMBER (3317273) 120

OPT - LIGHT, STROBE AMBER (3317276)	122
OPT - HD CURB BROOM, RIGHT (3317302)	124
OPT - HD CURB BROOM, LEFT (3330752).....	125
OPT - SAFETY, FIRE IN HOPPER INDICATOR (3317307)	126
OPT - BACKUP ALARM & NEUTRAL SAFETY SWITCH (3317306).....	128
OPT - POWERFLEX (3322125)	130
OPT - AIR CLEANER, EXTERNAL AUX (3330896).....	132
OPT - AIR CLEANER, HEAVY DUTY (3331034)	134
OPT - AIR CLEANER, EXTERNAL AUX OVERHEAD GUARD (3331338)	136
OPT - LH CURB BROOM KIT ASSEMBLY (3338666).....	138
OPT - DUAL CURB BROOM KIT ASSEMBLY WITH HOPPER (3333918BR).....	138
DUAL CURB BROOM SUB-ASSEMBLY (3319421)	140
SIDE BROOM LIFT LH (3335420)	142
OPT - EXTREME ENVIRONMENT DUST COVER (3334437)	144
OPT - VACUUMIZED SIDE BROOM (3338470)	146
HYDRAULIC SCHEMATIC AM9D-III	148
ELECTRICAL SCHEMATIC WITH KUBOTA V1505	151
WARRANTY.....	155

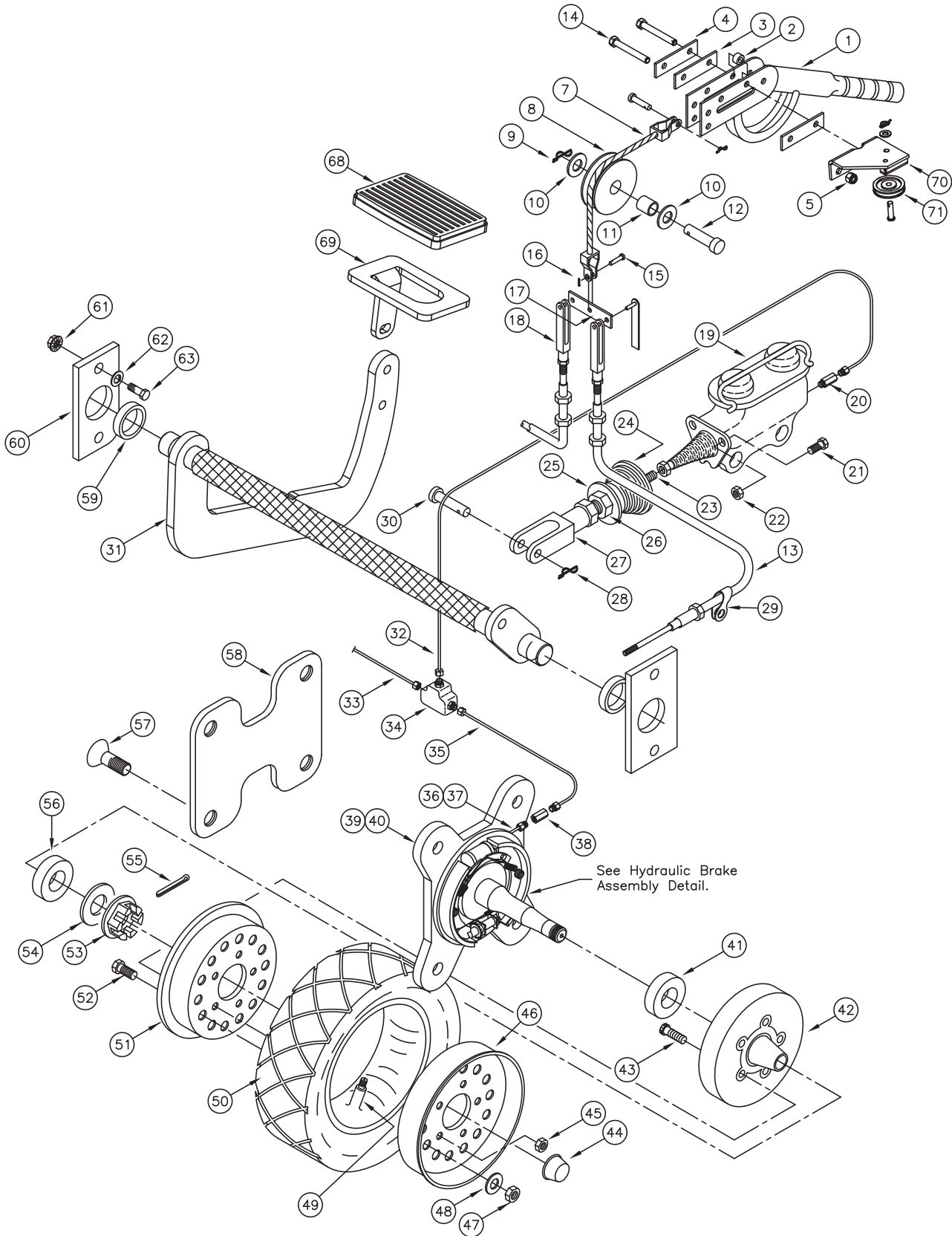
EXPLODED DRAWINGS AND PARTS LISTS

FRAME ASSEMBLY AM9D-III



FRAME ASSEMBLY AM9D			
ITEM	PART NO.	REQ'D	DESCRIPTION
1	3332182M	1	SKIRT-RT REAR AM9D, DARK GRAY
2	3309707P	1	COUNTERWEIGHT-RH PAINTED
3	3332147P	1	COVER-COUNTER WEIGHT CENTER
4	3301046P	1	COUNTERWEIGHT-LH PAINTED
5	3335397M	1	SKIRT-LH REAR, AM9D, DARK GRAY
6A	3309740	1	MNT-ENG LOCK
6B	3301522	1	SPRING-EXT BRAKE ARM (NOT SHOWN)
6C	3309743	1	ARM-ENG LOCK
6D	430119	1	RUBBER CAP 1/2 ID
7	690250	1	TRAY- BATTERY, 24 SERIES
8	3335310M	1	WELD-FRAME, TIER 2,
9	3315203	2	RETAINER-HOPPER SIDE SEAL
10	3318143	2	FLAP-RUBBER HOPPER/FRAME SIDE
11	3307276	1	SEAL-FRAME HOPPER HORIZONTAL
12	3307281	1	STRAP-FRAME HOP FLAP PAINTED
13	3307287	2	STRAP-BROOM CORNER FLAP PAINTED
14	3307286	2	FLAP-BROOM CHAMBER CORNER
15	3307658	1	CHAIN-FRAME GROUNDING
16	3307283	1	STRAP-REAR FEED FLAP PAINTED
17	3307279	1	FLAP-REAR FEED
18	3307282	1	ANGLE-REAR FLAP PAINTED
19	3307278	1	FLAP-REAR HOPPER
20	3307280	2	FLAP-MAIN BROOM DOOR
21	3307275	2	HINGE-BROOM DOOR
22	3318739	2X 3.0'	WEATHERSTRIPPING-RUBBER SPONGE
23	3307265M	1	ASSY- BROOM DOOR RH
24	3307266M	1	ASSY- BROOM DOOR LH
25	3307246	1	LATCH-LH BROOM DOOR
26	3307247	1	LATCH-RH BROOM DOOR
27	3307248	2	BOLT-STRIKER BROOM DOOR LATCH
28	3307519M	1	SKIRT-RH SIDE
29	3307520M	1	SKIRT-LH SIDE
30	3307792	1	BAR-HOSE PAN SUPPORT
31	3307791	1	PAN-HOSE
32	3307284	2	STRAP - BROOM DOOR FLAP
33	3343740	1	TIE DOWN-UNIVERSAL, REAR

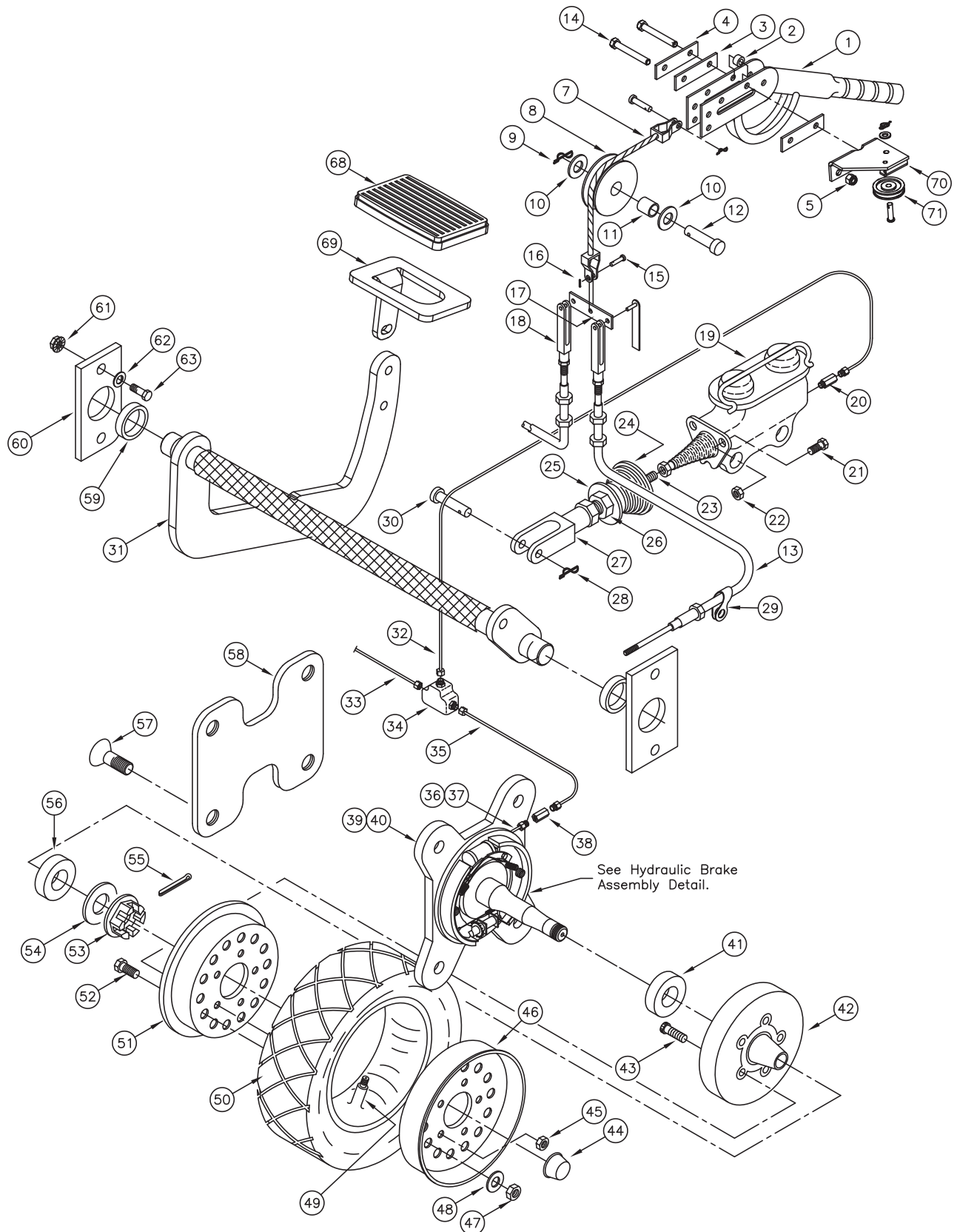
HYDRAULIC BRAKE ASSEMBLY



HYDRAULIC BRAKE ASSEMBLY			
ITEM	PART NO.	REQ'D	DESCRIPTION
1	3303169	1	LEVER-HAND BRAKE
2	3307241	1	SPACER-HAND BRAKE ZP SW/A
3	3307273	2	BAR-HAND BRAKE SPACER, ZP SW/A
4	3307895	1	SPACER-THIN HAND BRAKE, ZP
5	711380	2	NUT-NYLOC 3/8-16
7	3307632	1	CABLE-CENTER BRAKE, SW/A
8	3300367	1	PULLEY-2.50 DIA, BUSHED, BRAKE
9	3400125	1	PIN-COTTER 3/8 RUE-RING
10	3400088	2	WASHER-FLAT 5/16 IDx.688 ODx.065 THK
11	3303552	1	SLEEVE-HAND BRAKE ZP
12	3400185	1	PIN-CLEVIS 5/16x1-1/4 ZP
13	3321452	2	CABLE-8" PARKING BRAKE (HAND)
14	3400473	2	SCR-HEX,3/8-16x3.00 ZP F'THD
15	3400118	1	PIN-CLEVIS 5/16x7/8 ZP
16	3400125	1	PIN-COTTER 3/8 RUE-RING
17	3307232	1	BAR-BRAKE EQUALIZER ZP SW/A
18	3321470	2	CLEVIS-BRAKE 8MM
19	3316717	1	CYLINDER-BRAKE MASTER, ARMA
20	3307638	1	FTG-REDUCER NAPA #7909
21	3400028	3	SCR-HEX,3/8-16x1.50 ZP
22	711380	3	NUT-HEX 3/8-16 ES ZP
23	3307235	1	ROD-BRAKE MASTER CYLINDER, ZP
24	3313109	1	SPRING-PEDAL RETURN
25	3400278	4	WASHER-FENDER 3/8
26	3400075	2	NUT-HEX JAM 3/8-24 ZP
27	3301447	1	CLEVIS-CABLECRAFT AC-218
28	3400125	1	PIN-COTTER 3/8 RUE-RING
29	3332271	1	CLAMP-3/8 DIA INSULATED HALF (STRAP)
30	3400117	1	PIN-CLEVIS 3/8x1-1/8, ZP
31	3337539	1	WELDMENT - BRAKE BAR, HYD.
32	3307637-1	1	ASSEMBLY-BRAKE LINE CENTER SW/A
33	3321457	1	BRAKE LINE-ARMA RH LONG
34	3306307	1	FTG-TEE HYD BRAKE
35	3321459	1	BRAKE LINE-ARMA LH LONG
36	3321455	1	BRAKE LINE-ARMA LH, SHORT
37	3321456	1	BRAKE LINE-ARMA RH, SHORT

Continued On Next Page

HYDRAULIC BRAKE ASSEMBLY - CONTINUED

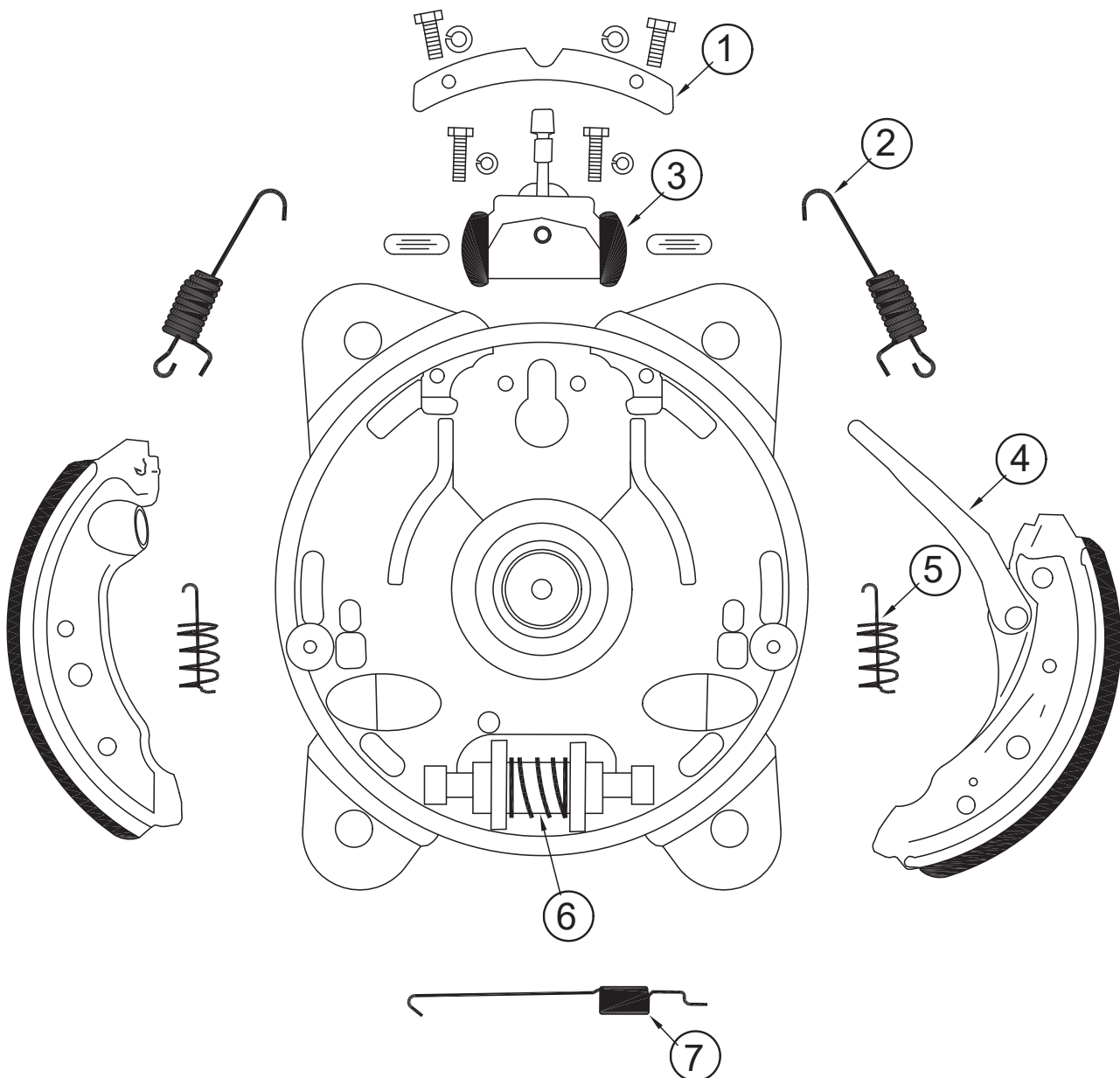


HYDRAULIC BRAKE ASSEMBLY (CONT'D)			
ITEM	PART NO.	REQ'D	DESCRIPTION
38	3400969	1	FTG-COUPLING, 3/16" OD HYD BRAKE, BRASS
39	3321450	1	ASSEMBLY-8" HYDRAULIC BRAKE LH
40	3321471	1	ASSEMBLY-8" HYDRAULIC BRAKE RH
41	3307238	1	BEARING-INNER WHEEL SW/A
42	3332483	1	BRAKE-DRUM 8" ARMA PAINTED
43	3307242	10	STUD-WHEEL, 1/2-20x1.75 LG
44	3300369	1	CAP-HUB, 2.44" DIA, ZP
45	3300411	5	NUT-WHEEL LUG, 1/2-20 UNF
46	3307255	1	RIM-FRONT OUTER SW/A PNTD
48	3400099	10	WASHER-LOCK 7/16 SPLIT ZP
49	3307253	2	TUBE-TIRE INNER, 650x10
50	3307252	2	TIRE-PNEUMATIC 650x10
51	3307254	1	RIM-FRONT INNER SW/A PNTD
52	3400022	10	SCR-HEX, 1/2-13X1.25 GR 5 ZP
53	3400076	1	NUT-HEX JAM SLOTTED, 1-14 ZP
54	3307352	1	WASHER-1.016 IDx1.50 ODx.25 THK
55	3400120	1	PIN-COTTER 5/32 DIAx2.00 LG, ZP
56	3300467	1	BEARING-BALL 2.44 ODx1.18 ID
57	3402030	4	SCR-FLT, 5/8-11x1.00, SOC ZP
58	3321453	1	PLT-8" BRAKE MOUNT RH&LH
59	3307220	2	BEARING-.88IDx1.00ODx.50LG
60	3307233	2	MOUNT-.88 DIA BEARING, ZP SW/A
61	711439	1	NUT-FLANGED WIZZ 3/8-16
62	3400385	1	WASHER-CONICAL SPRING 3/8
63	711250	1	BLT-HH 3/8-16 X 1.25 STL ZINC
68	3300413	1	PAD-RUBBER BRAKE PEDAL
69	3337386	1	PLT - BRAKE PEDAL
70	3307861	1	PULLEY MOUNT #3
71	3300368	1	PULLEY-PLASTIC 2" x .25" GROOVE

End of Section

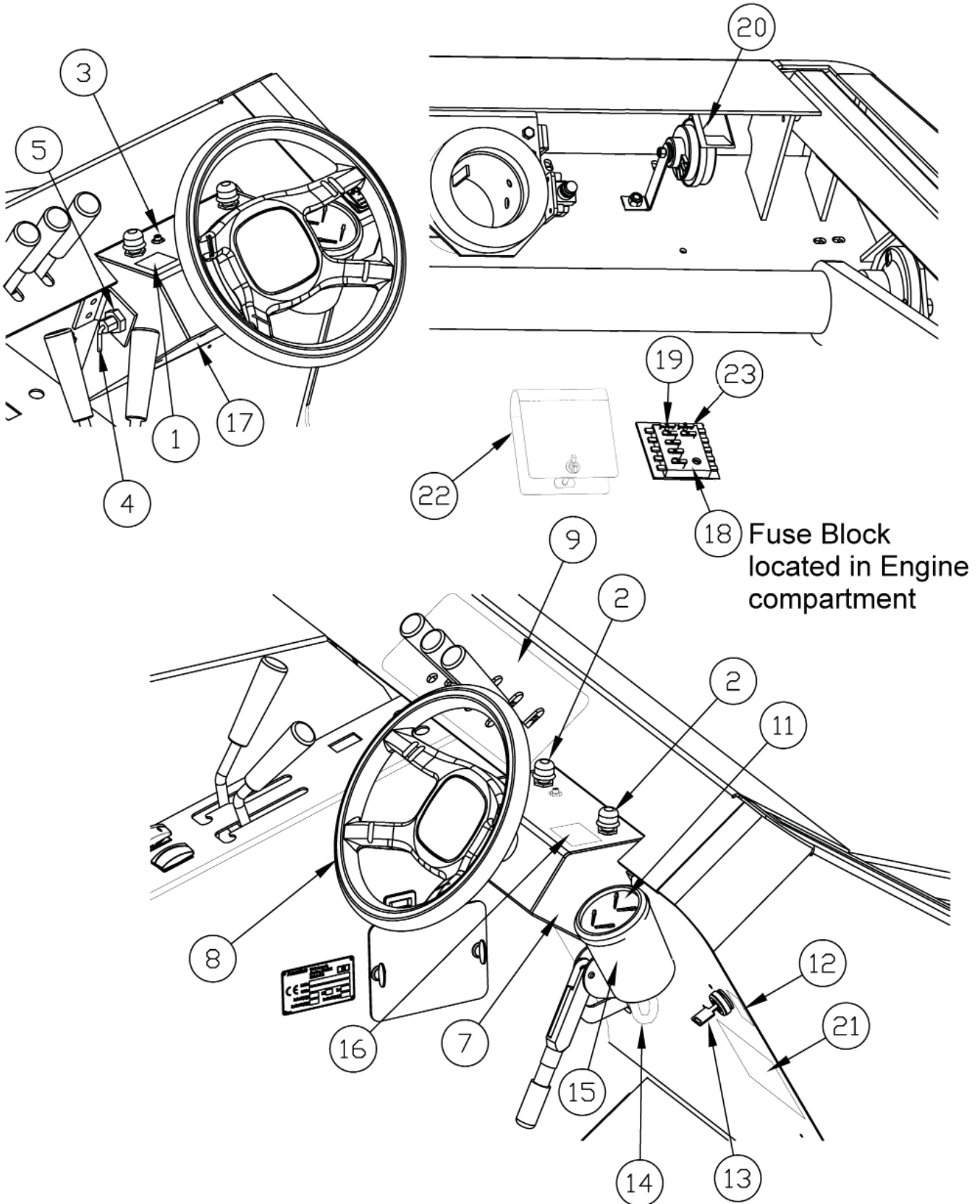
BRAKE - 8" ARMA L/H PN-3321450

BRAKE - 8" ARMA R/H PN-3321471



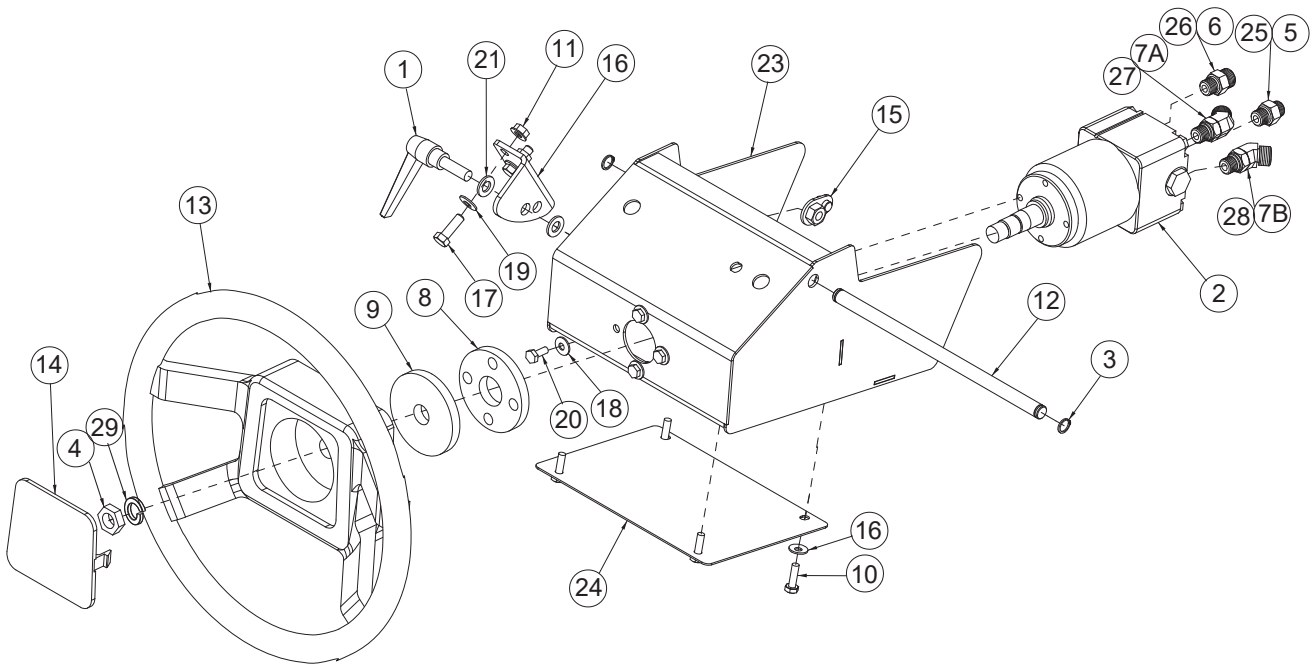
BRAKE - 8" ARMA L/H PN-3321450 BRAKE - 8" ARMA R/H PN-3321471			
ITEM	PART NO.	REQ'D	DESCRIPTION
1	3321462	1	RETAINER-BRAKE 8" PLATE
2	3321465	2	SPRING-TENSION
3	3321461	1	ASSEMBLY-WHEEL CYLINDER, 8" BRAKE
4	3321467	1	BRAKE SHOE SET-8" LH (SHOWN)
4	3334766	1	BRAKE SHOE SET-8" RH (NOT SHOWN)
5	3321466	2	SPRING-HOLD DOWN
6	3321463	1	ASSEMBLY-MANUAL BRAKE ADJUSTER
7	3321464	1	SPRING-RETURN, 8" BRAKE

STEERING WHEEL, GAUGES & FUSES



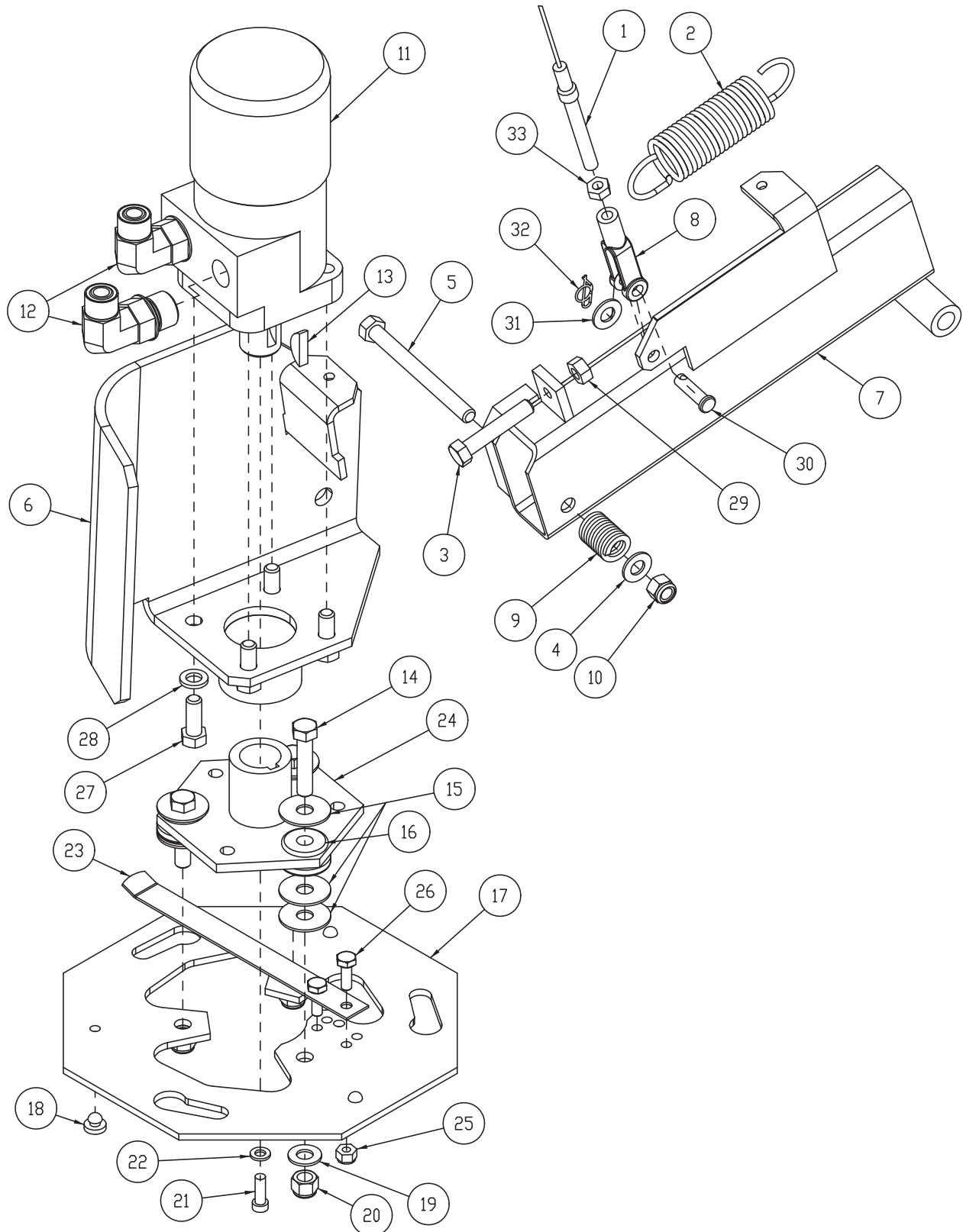
STEERING WHEEL, GAUGES & FUSES			
ITEM	PART NO.	REQ'D	DESCRIPTION
1	3302520	1	DECAL-"FILTER SHAKER"
2	3300441	2	SWITCH MOMENTARY 12V
3	3026924	1	CIRCUIT BREAKER-45 AMP
4	600260	1	KNOB LEVER
5A	3338622	1	WDT - TILT STEERING LOCK
5B	3400192	2	NUT-HEX JAM 5/8-11 ZP
5C	12310058	1	WSR-FLT M10.5 X 20 X 2 STL
7	3338616P	1	WDT - AM9D TILT STEERING BOX
8	3338215	1	WHEEL-STEERING W/COVER SW
9	3307594	1	DECAL-FRONT PANEL SW/A
11	3333721	1	GAUGE-4 IN 1, 3.50" DIA
12	3307599	1	DECAL-IGNITION SW/A
13	3316100	1	SW-IGNITION, 3-POS, W/STARTER LOCKOUT
14	3335096	1	HARNESS-GAUGE
15	3333719P	1	WELDMENT-GAUGE MOUNT
16	3302525	1	DECAL-"HORN"
17	3338621P	1	COVER - PLT, TILT STEERING, AM9D
18	3322599	1	FUSE BLOCK-ATO, 10 POSITON
19	3322601	5	FUSE-15 AMP AUTOMOTIVE PUSH IN
20	3300379	1	HORN-AUTOMOTIVE 12V STANDARD
21	3301854	1	DECAL-CAUTION
22	690104	1	ASSY, RUBBER FUSE BOX COVER
23	3335380	2	FUSE-25 AMP STD, AUTO

STEERING COLUMN



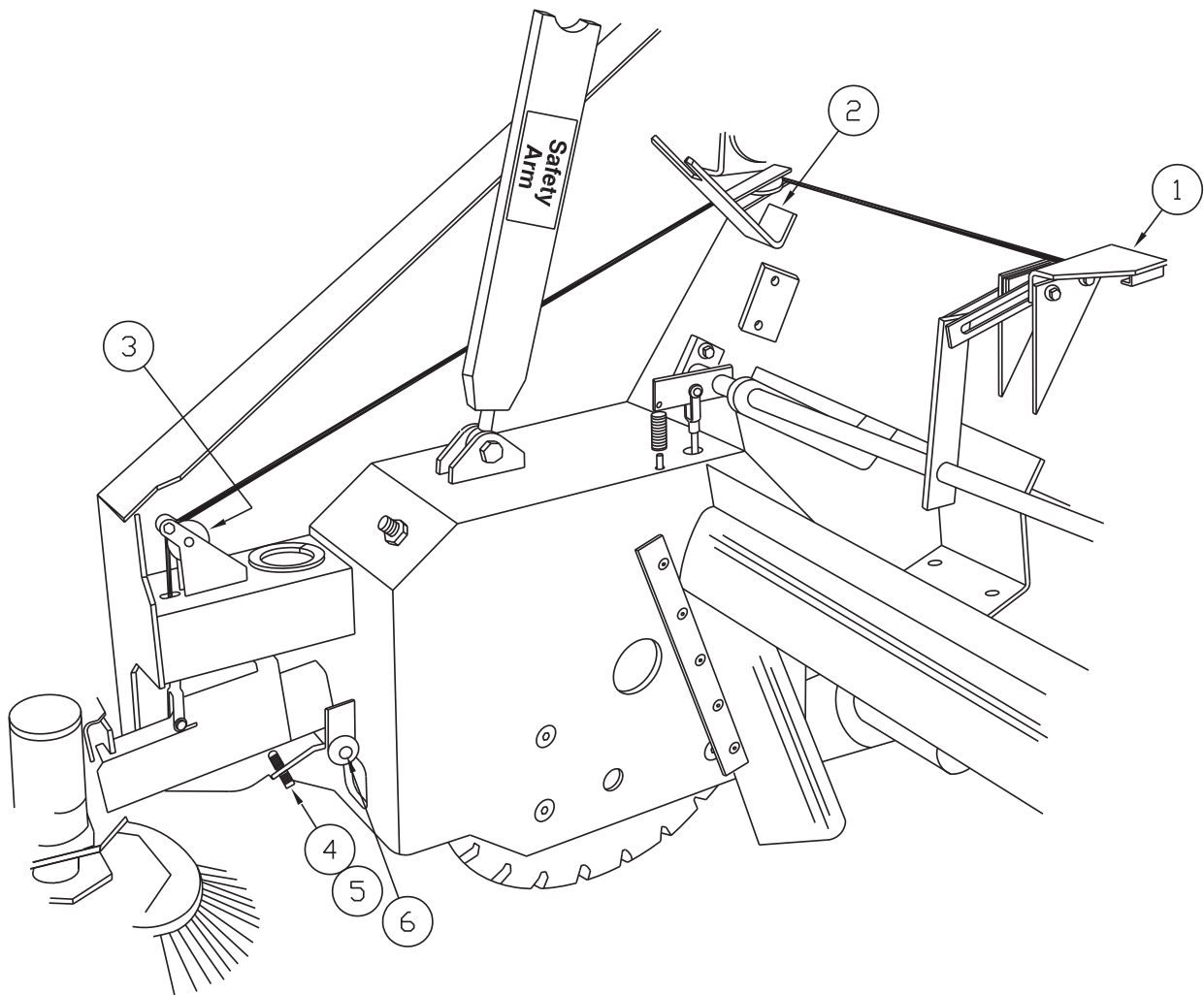
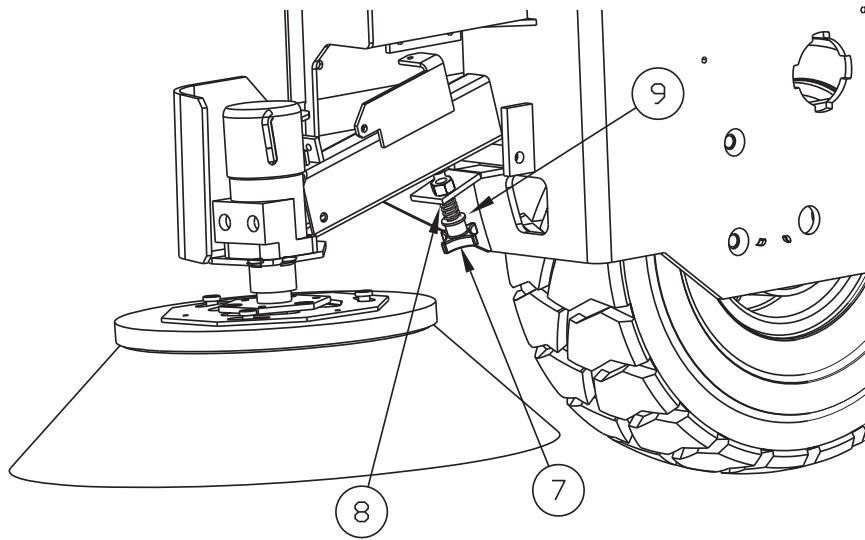
STEERING COLUMN			
ITEM	PART NO.	REQ'D	DESCRIPTION
1	600260	1	KNOB, LEVER
2	600368	1	STEERING UNIT
3	600569	2	RETAINING RING, EXT .50 HD
4	620057	1	NUT, JAM M16-1.50 STL ZP
5	675511	1	FTG-STR THD CONNECTOR -4 ORFS TO -6 SA
6	675515	1	FTG-STR THD CONNECTOR -6 ORFS TO -6 SA
7A	675552	1	FTG-STR THD 45 -6 ORFS TO -6 SAE
7B	675552	1	FTG-STR THD 45 -6 ORFS TO -6 SAE
8	690152	1	DUST RING, STEERING
9	690160	1	DUST RING, STEERING, UPPER
10	711206	4	BLT-HH 1/4-20 X .87 STL ZINC
11	711379	2	NUT-FLANGED WIZZ 5/16-18
12	750075	1	SHAFT - TILT STEERING PIVOT
13	3338215	1	STEERING WHEEL
14	PART OF 3338215	1	COVER, STEERING WHEEL
15	3338622	1	WDT - TILT STEERING LOCK
16	3338625	1	BRKT - TILT STEERING
17	3400035	2	SCR-HEX,5/16-18X1.00 ZP
18	3400383	8	WASHER-CONICAL SPRING 1/4
19	3400384	2	WASHER-CONICAL SPRING 5/16
20	11038072	4	BOLT, M6-100 X 16H
21	12310058	2	WSR-FLT M10.5 X 20 X 2 STL 140HV ZD DIN
23	3338616P	1	WDT - AM9D TILT STEERING BOX
24	3338621P	1	COVER - PLT, TILT STEERING, AM9D
25	675407	1	HYD HOSE - AUX PUMP TO PS UNIT
26	675411	1	HYD HOSE - PS UNIT TO ROT ACT P2
27	675409	1	HYD HOSE - PS UNIT TO RESV
28	675410	1	HYD HOSE - PS UNIT TO ROT ACT P1
29	712315	1	WASHER-LOCK 5/8 SPLIT ZP

SIDE BROOM ASSEMBLY - DRIVE MOTOR, ARM, AND MOUNTING



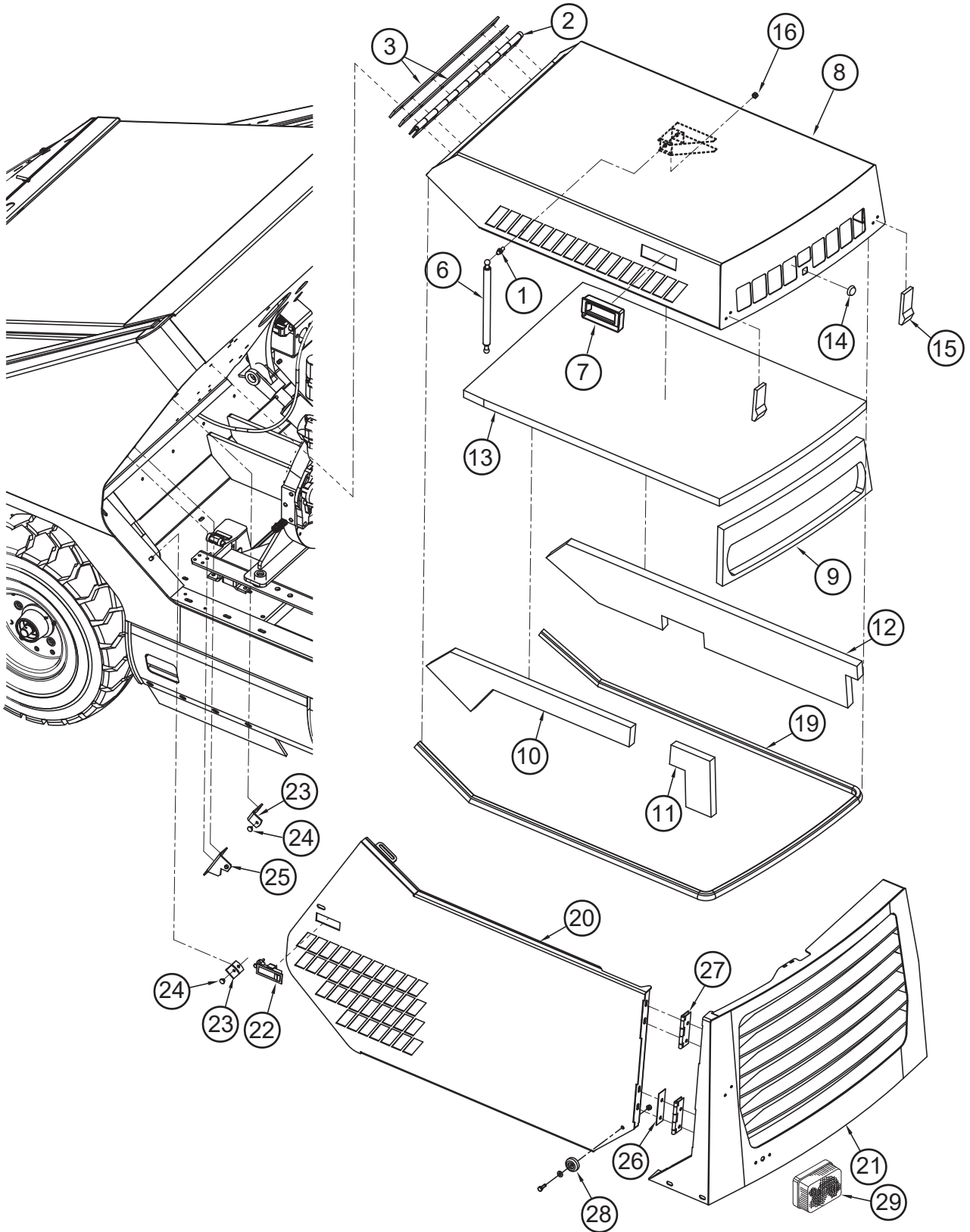
SIDE BROOM ASSEMBLY - DRIVE MOTOR, ARM, AND MOUNTING			
ITEM	PART NO.	REQ'D	DESCRIPTION
1	3335120	1	CABLE-SIDE BROOM
2	3302599	1	SPRING-EXT LOOPS-IN-LINE ZP
3	3401454	1	BOLT-HEX, TAP 3/8-16 X 2 ZP
4	3400087	1	WASHER-FLAT 3/8 STANDARD ZP
5	3400258	1	SCR-HEX,3/8-24X4.00 ZP
6	3307654P	1	RH SIDE BROOM MOUNT, AM9D
7	3307527P	1	O/S WELD-RH CURB BROOM ARM, AM9D
8	3307642	1	CLEVIS-5/16
9	3306179	1	SPRING-COMPRESSION, CURB BROOM
10	3400342	1	NUT-HEX 3/8-24 ES ZP
11	3316897	1	MOTOR-HYD CURB BROOM
12	675528	2	FTG-STR THD ELBOW -8 ORFS TO -10 SAE
13	3330338	1	KEY-SHAFT D-FOSS CB/MB/SC MTRS (REPLACEMENT)
14	3400027	3	SCR-HEX,3/8-16X1.75 ZP
15	3400278	9	WASHER-FENDER 3/8
16	3300465	3	ISOLATOR-RUBBER (.375IDx.81OD)
17	3301262	1	PLATE-GIMBAL SC HD
18	3300526	3	BUMPER-RUBBER 1/4IDx1/8 THK
19	3400087	3	WASHER-FLAT 3/8 STANDARD ZP
20	711380	3	NUT-NYLOC 3/8-16
21	3400049	1	SCR-SOCKET HEAD,1/4-20X0.75 NYLOCK
22	3400103	1	WASHER-LOCK 1/4 SPLIT ZP
23	3302058	1	BAR-CURB BROOM RETAINER
24	3300875	1	DRIVE HUB SC BR
25	711373	2	NUT-NYLOC 1/4-20
26	713002	2	BLT-HH 1/4-20 X .75 #5 ZINC
27	3400030	4	SCR-HEX,3/8-16X1.00, GRADE 5, ZP
28	3400101	4	WASHER-LOCK 3/8 SPLIT ZP
29	3400068	1	NUT-HEX 3/8-16 ZP
30	3400184	1	PIN-CLEVIS 5/16 X 1-1/8 ZP
31	3400087	1	WASHER-FLAT 3/8 STANDARD ZP
32	3400125	1	RING-RUE 3/8 COTTER PIN
33	3400069	1	NUT-HEX 5/16-24 ZP
-	3307033	-	SUB-CURB BROOM SUB ASSY (INCLUDES ALL ITEMS, EXCEPT: 1, 4, 8, 13, 30, 31, 33)

SIDE BROOM ASSEMBLY - ADJUSTMENT COMPONENTS



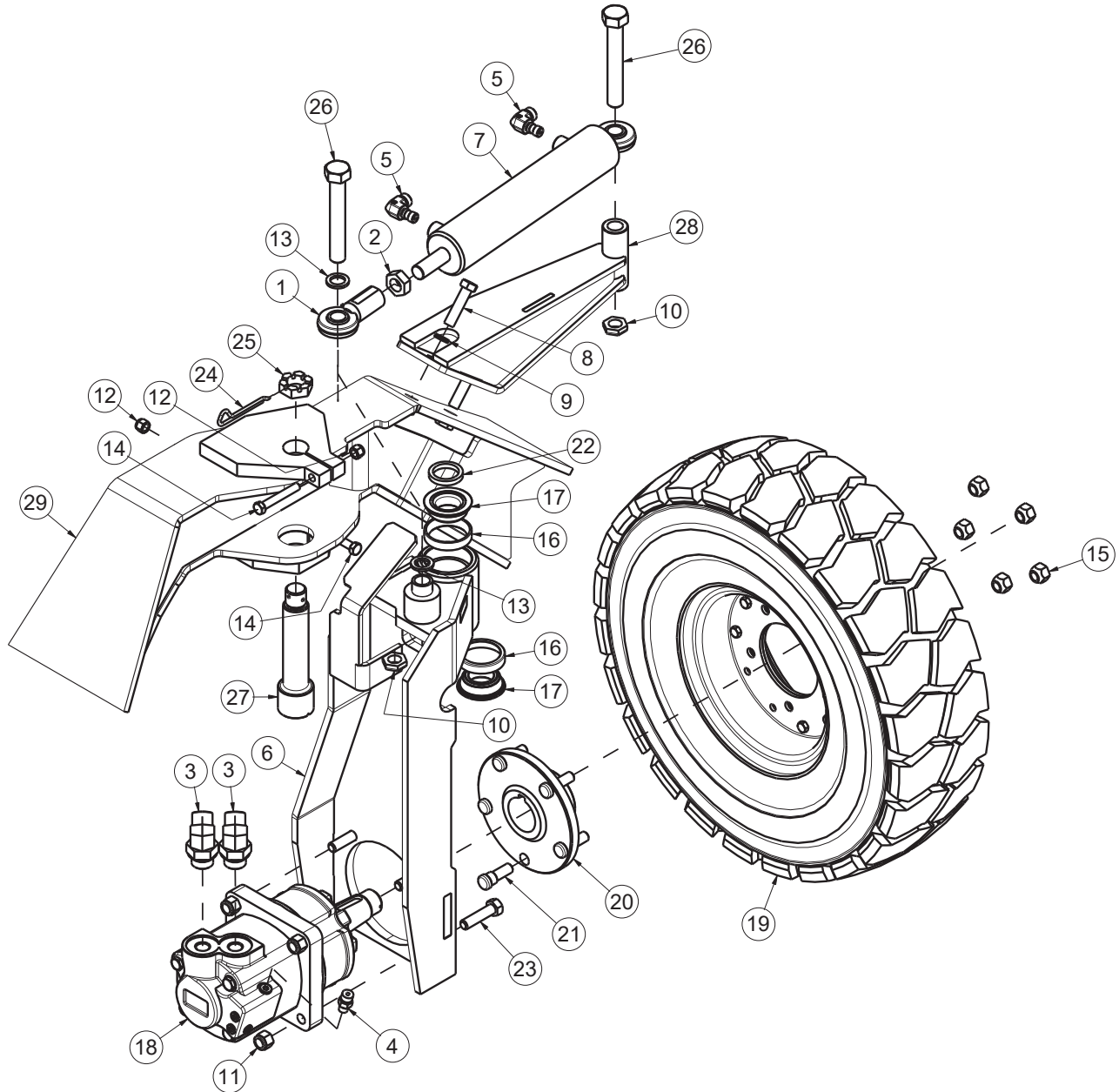
SIDE BROOM ASSEMBLY - ADJUSTMENT COMPONENTS			
ITEM	PART NO.	REQ'D	DESCRIPTION
1	3307861	1	WELDMENT-PULLEY MOUNT #3
2	3307865	1	WELDMENT-SAFETY ARM RETAINER/PULLEY MOUNT
3	3300368	3	PULLEY-PLASTIC $\phi 2"$, $\phi .25"$ GROOVE
4	3400404	1	SCR-SET, 1/2-20X3.00
5	3400449	1	NUT-HEX JAM 1/2-20 (NOT SHOWN)
6	620027	1	PIN-CLEVIS 1/2 X 4-1/2
7	3400404	1	SCR-SET, 1/2-20X3.00
8	3400449	1	NUT-HEX JAM 1/2-20 ZP
9	3400086	1	WASHER-FLAT 1/2 STANDARD ZP

ENGINE COVER, SIDE DOOR, LATCH & REAR GRILL



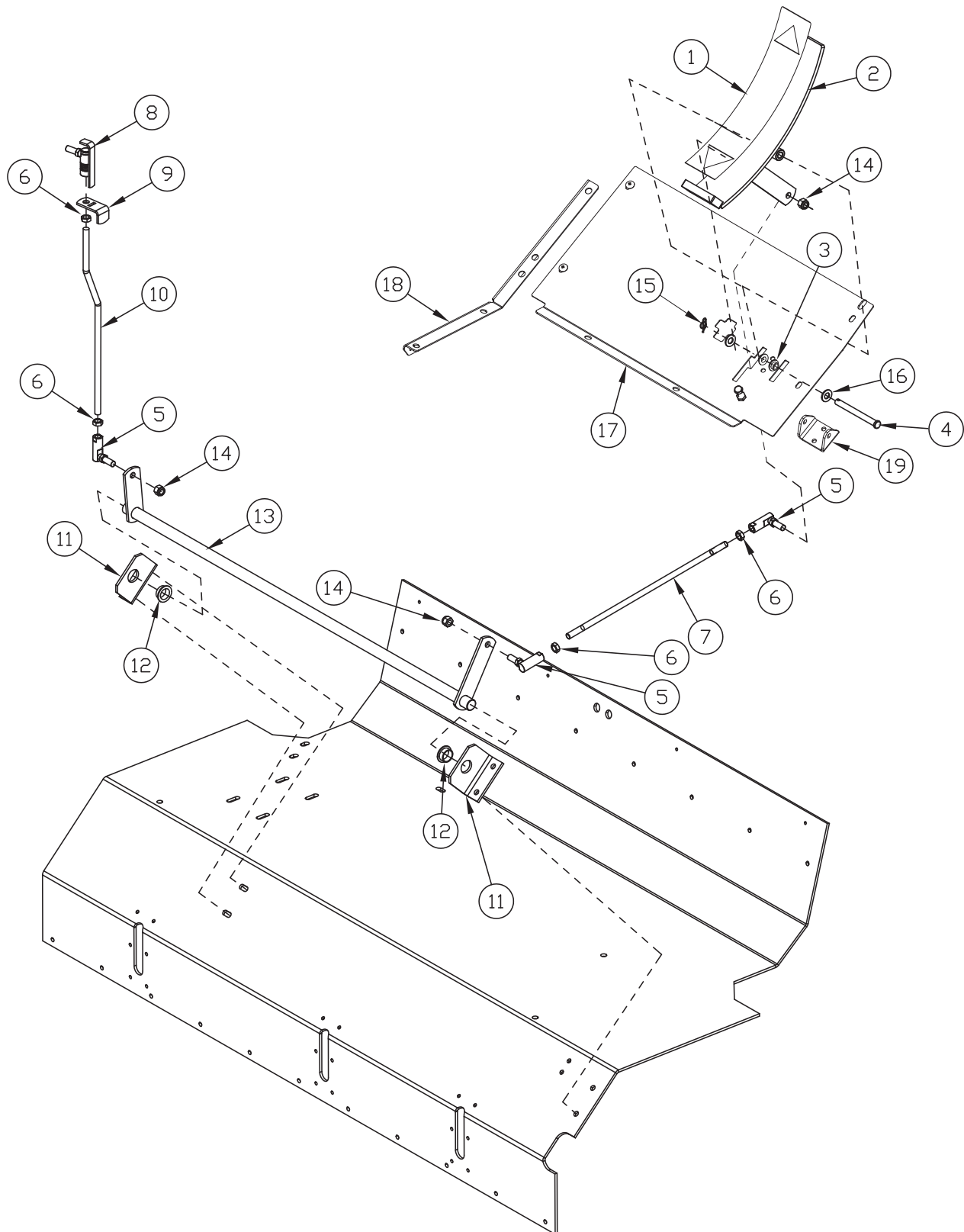
ENGINE COVER, SIDE DOOR, LATCH & REAR GRILL			
ITEM	PART NO.	REQ'D	DESCRIPTION
1	3300376	1	STUD-BALL 10MM
2	3307503	1	HINGE ENGINE COVER
3	3307504	2	SPACER ENGINE COVER HINGE FRAME SIDE
6	3308767	1	GAS SPRING-8" STROKE
7	3335146	1	HANDLE - RECESSED NYLON INSET (.07-.13 WALL)
8	3336780BRM	1	ENGINE COVER AM9D , BURGUNDY
9	690129	1	INSULATION - ENG COVER BACK
10	690127	1	INSULATION - ENG COVER LH FRONT PANEL
11	690128	1	INSULATION - ENG COVER LH BACK PANEL
12	690130	1	INSULATION - ENG COVER RT 9X
13	690131	1	INSULATION - ENG COVER TOP 9X
14	3330356	1	PLUG-PLASTIC HOLE, 3/4, 7 GA
15	3307719	2	LATCH-RUBBER SOFT
16	711374	1	NUT-HEX 5/16-18 ES
19	3500198	8.5'	SEAL-TRIM 90 DEG. MOUNT
20	3336786BRM	1	SIDE DOOR AM9D, BURGUNDY
21	3335437BRM	1	RADIATOR GUARD AM9D , BURGUNDY
22	3300380	1	LATCH ASSY-#C2-10-301-50
23	3335015	2	PLATE-STOP, SIDE DOOR, ARMA PLATED
24	3300526	2	BUMPER-RUBBER 1/4IDx1/8 THK
25	3335174	1	SIDE DOOR STRIKE ARMA
26	3307560	-	SPACER-METAL, 0.060" SIDE DOOR SW/A
27	3307513	2	HINGE-SIDE DOOR
28	3302482	1	BUMPER-RUBBER, 1.5" DIA, 5/8 THK
29	3303204-1	1	TAIL LIGHT - 12V COMBINATION ASSY

REAR DRIVE ASSEMBLY



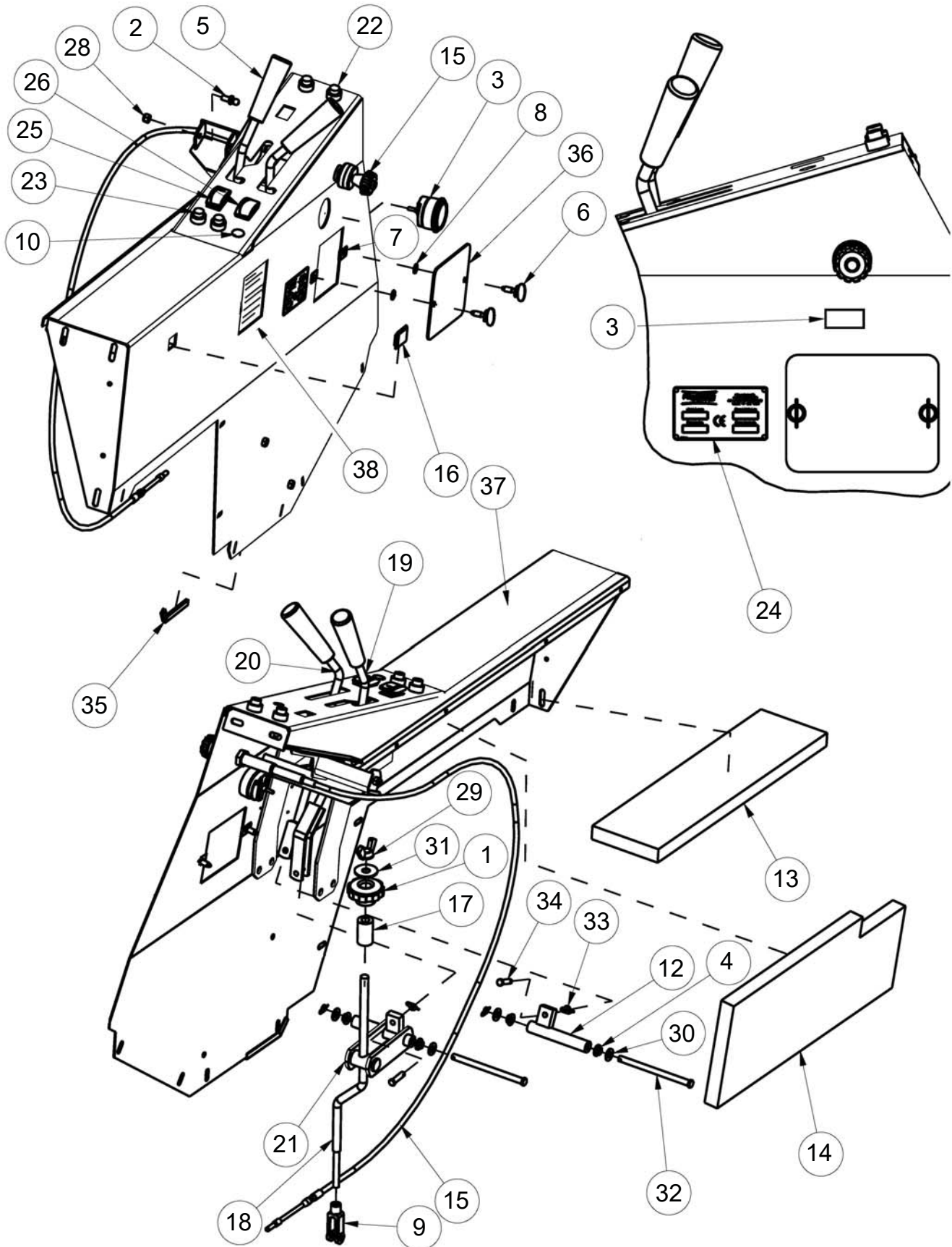
REAR DRIVE ASSEMBLY			
ITEM	PART NO.	REQ'D	DESCRIPTION
1	600178	1	ROD END FEM 3/4-16 W/ZERK
2	600939	1	NUT 3/4-16 JAM
3	675501	2	FTG-45 DEG STR ELBOW -10 ORFS TO -12 SAE
4	675508	1	FTG-STR THD CONNECTOR -4 ORFS TO -4 SA
5	675518	2	FTG-STR THD ELBOW -6 ORFS TO -5 SAE
6	690003	1	CYL STEERING FORK
7	690025	1	STEERING CYL
8	710120	2	SCREW, HHCS, 1/2-13 X 2 GRD 8
9	710121	2	WASHER, NORDLOCK (2PC), 1/2 CARBON STEEL
10	710122	2	NUT, 3/4-10, NYLON LOCKING, LOW PROFILE
11	711376	4	NUT-NYLOC 1/2-13
12	711380	2	NUT-NYLOC 3/8-16 NUT
13	712318	2	WSR- FLAT .75 X 1.12 X .12 PL
14	713048	2	BLT-HH 3/8-16 X 2 1/2 #5
15	3300411	5	NUT-WHEEL LUG, 1/2-20 UNF
16	3300470	2	BEARING-TAPERED ROL CUP
17	3300471	2	BEARING-TAPERED ROLCONE W/SEAL
18	3306809	1	MOTOR - HYD, 400 SERIES
19	3307021	1	ASSY-TIRE REAR
20	3307347	1	HUB-REAR SW/A, BLACK
21	3307348	5	STUD - WHEEL, 1/2-20X 1.63 (REAR SW/A)
22	3337860	1	SPACER-STEERING FORK
23	3400020	4	SCR-HEX, 1/2-13 X 2.00 ZP
24	3400120	1	PIN-COTTER 5/32 X 2.00 ZP
25	3400223	1	NUT-SLOTTED, 1-20 UNEF
26	3400422	2	SCR-HEX, 3/4-10 X 5.00 ZP
27	3307349P	1	PIN - REAR FORK
28	3317370P	1	WELDMENT-CYL STEERING MOUNT
29	REF	1	WELDMENT- FRAME, AM9D/9X

DIRECTIONAL CONTROL LINKAGE ASSEMBLY



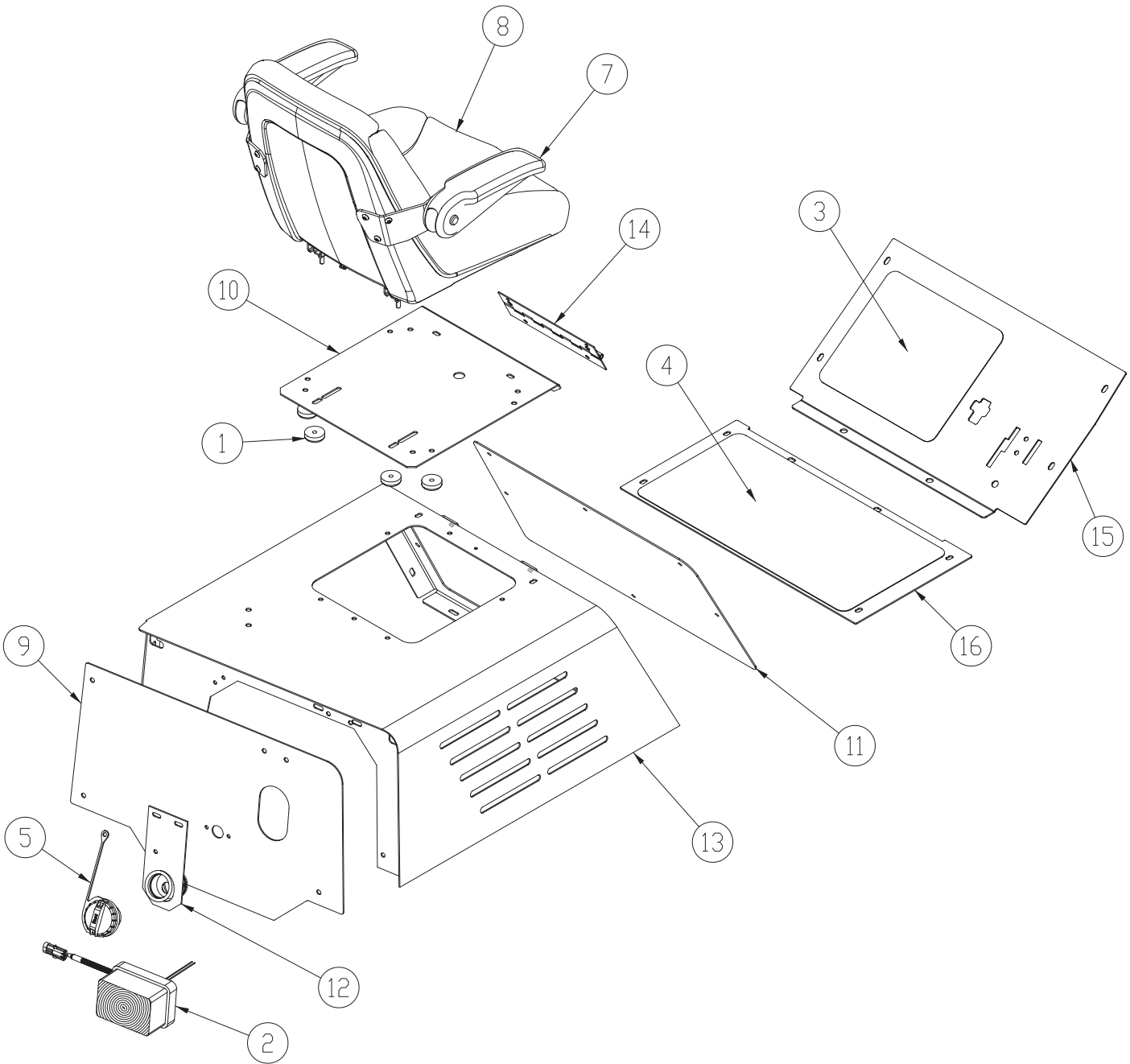
DIRECTIONAL CONTROL LINKAGE ASSEMBLY			
ITEM	PART NO.	REQ'D	DESCRIPTION
1	3335609	1	PAD-FOOT PEDAL, ANTI-SKID, 2" X 9.5"
2	3337390	1	PEDAL - FWD/REV, 1-PC
3	3300414	2	BUSHING-PLASTIC FLANGED, .375IDx.50OD
4	711681	1	PIN-CLEVIS, 3/8x4
5	3300461	2	BALL JOINT-3/8-24
6	3400075	4	NUT-JAM, 3/8-24
7	3307222	1	ROD-DIRECTIONAL CONTROL, DIESEL
8	3307611	1	QUICK RELEASE- FWD/REV
9	3307613	1	HANDLE-QUICK RELEASE
10	3307938	1	ROD-DIRECTIONAL CONTROL DIESEL
11	3307223	2	MOUNT-DIRECTIONAL CONTROL BUSHING
12	3307220	2	BUSHING-PLASTIC FLANGED, .76IDx.88OD
13	3307215	1	DIRECTIONAL TORQUE TUBE
14	3400342	4	NUT-HEX 3/8-24 ES ZP
15	3400125	1	PIN-COTTER 3/8 RUE-RING
16	3400087	1	WASHER-FLAT 3/8 STANDARD ZP
17	3337387P	1	FLOOR BOARD - UPPER, AM9D
18	3337542	1	ASSY - 9XR FLOORBOARD LEDGE
19	3337389	1	MOUNT - FWD/REV PEDAL

CONSOLE ASSEMBLY



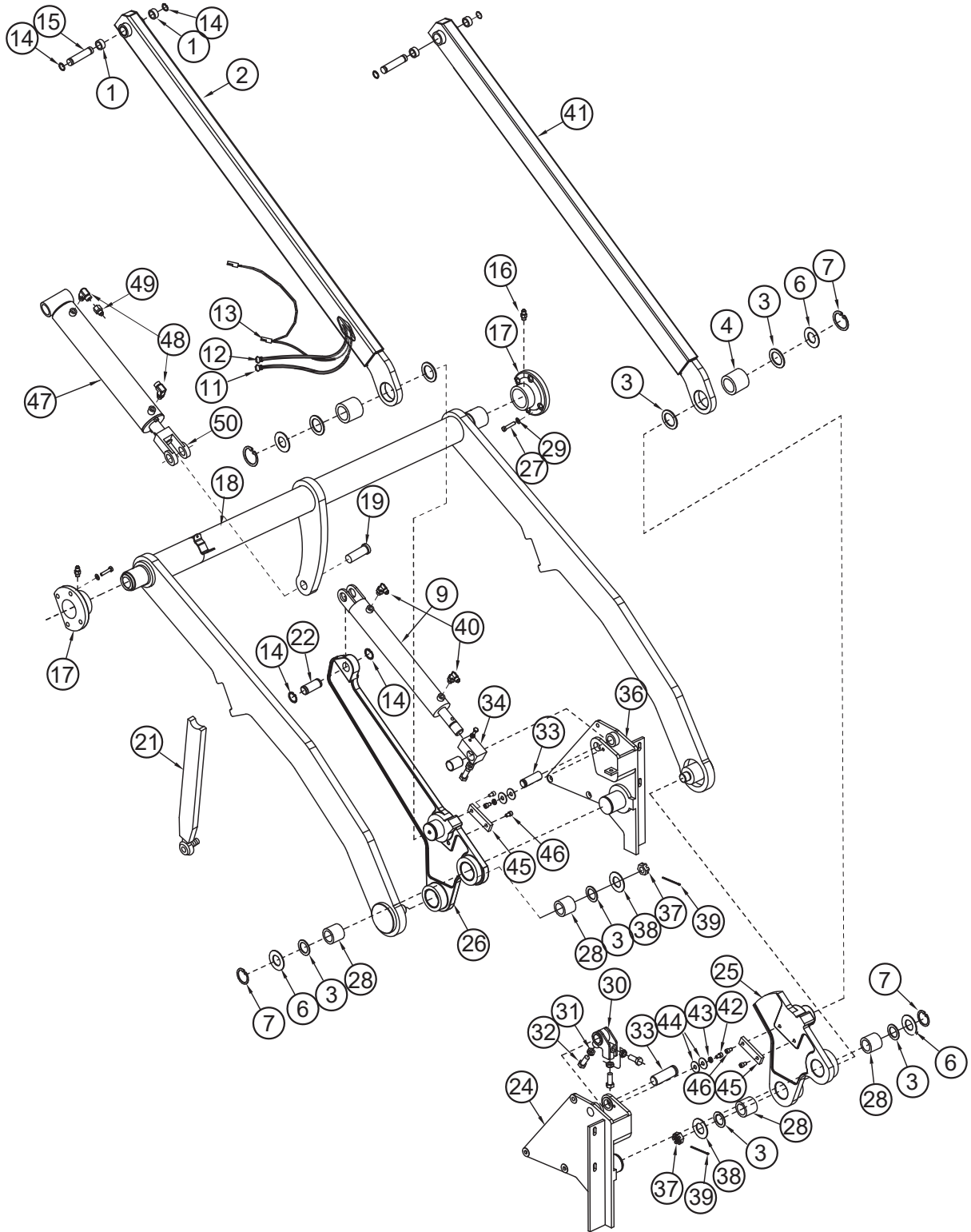
CONSOLE ASSEMBLY			
ITEM	PART NO.	REQ'D	DESCRIPTION
1	3300352	1	KNOB-MB LIFT ADJ
2	3300376	1	STUD-BALL, GAS SPRING, 5/16-18
3	3336094	1	GAUGE-HOURMETER, DIGITAL, SNAP (AFTER SN-18168059)
4	3300414	4	BUSHING-PLASTIC 3/8IDx1/2OD
5	600264	2	HANDLE CONTURED
6	3301147	2	SCR-5/16 ACME THD, WING HEAD,
7	3301155	2	CLIPNUT-5/16-18
8	711744	2	RETAINER 5/16 PUSH NUT BOLT
9	3301447	1	CLEVIS WITH PIN AND COTTER
10	3301669	1	PLUG-PLASTIC, 11/16 DIA
12	3307614	1	WELD-PIVOT SB LIFT
13	3307846	1	INSULATION-CONSOLE TOP
14	3307847	1	INSULATION-DRIVER COMP SIDE
15	3337966	1	CABLE- THROTTLE
16	3323529	1	PLUG-CARLING CONTURA SWITCH
17	3333672	1	SPACER-MB LIFT ROD
18	3334984	1	ROD-MAIN BROOM, LOWER
19	3338296	1	WELD-ROD,MAIN BROOM, UPPER, ZP
20	3338297	1	WELD-ROD,SIDE BROOM, UPPER, ZP
21	3335112P	1	WELD-LIFT ARM, MAIN BROOM,
22	3342905	1	ASSY- INDICATOR LIGHT RED W/PACKARDTERMS
23	3342905	1	ASSY- INDICATOR LIGHT RED W/PACKARDTERMS
24	715731	1	ID PLATE-SERIAL# INFO
25	3342705	1	SWITCH-BASE, DPST CONTURA ROCKER
26	3343912	1	SW-ROCKER CONTURA DPDT ON-OFF
28	711374	1	NUT-NYLOC 5/16-18
29	3400084	1	NUT-WING 1/2-13
30	3400087	4	WASHER-FLAT 3/8 STANDARD ZP
31	3400091	1	WASHER-FENDER 1/2 ZP
32	3400113	4	PIN-CLEVIS 3/8x5-1/2 ZP
33	3400125	4	PIN-COTTER 3/8 RUE-RING
34	3400185	2	PIN-CLEVIS 5/16x1-1/4
35	3500118		EDGING-VINYL TRIM 1/8" X 250' (Sold Per Foot)
36	3307554BRP	1	COVER BROOM ADJ, AM9D BURGUNDY
37	3335003BRM	1	CONSOLE, AM9D, BURGUNDY
38	3301854	1	DECAL-CAUTION, 5x4.50"

SEAT, FLOOR PAN & TAIL LIGHT



SEAT, FLOOR PAN & TAIL LIGHT			
ITEM	PART NO.	REQ'D	DESCRIPTION
1	3302482	4	BUMPER-RUBBER, 1.5" DIA, 5/8 THK
2	3303204-1	1	TAIL LIGHT - 12V COMBINATION ASSY
3	3307587	1	FLOOR MAT-SMALL
4	3307588	1	FLOOR MAT-LARGE
5	3343413	1	CAP-FUEL TANK
7	620239	1	ARM-REST
8	620219	1	SEAT STD W SEAT BELT RECEIVERS
9	3309716P	1	PANEL-REAR COVER, 9X
10	3333729P	1	MNT-SEAT 9X DARK GRAY
11	3333733P	1	PLATE-ACCESS SEAT CLIP, 9X
12	3335010P	1	FUEL FILL, 9X
13	3335027M	1	CLIP, SEAT 9X, DARK GRAY
14	3335033P	1	HINGE-UNIVERSAL SEAT MNT, 9X
15	3337387P	1	FLOOR BOARD - UPPER
16	3337388P	1	FLOOR BOARD - LOWER

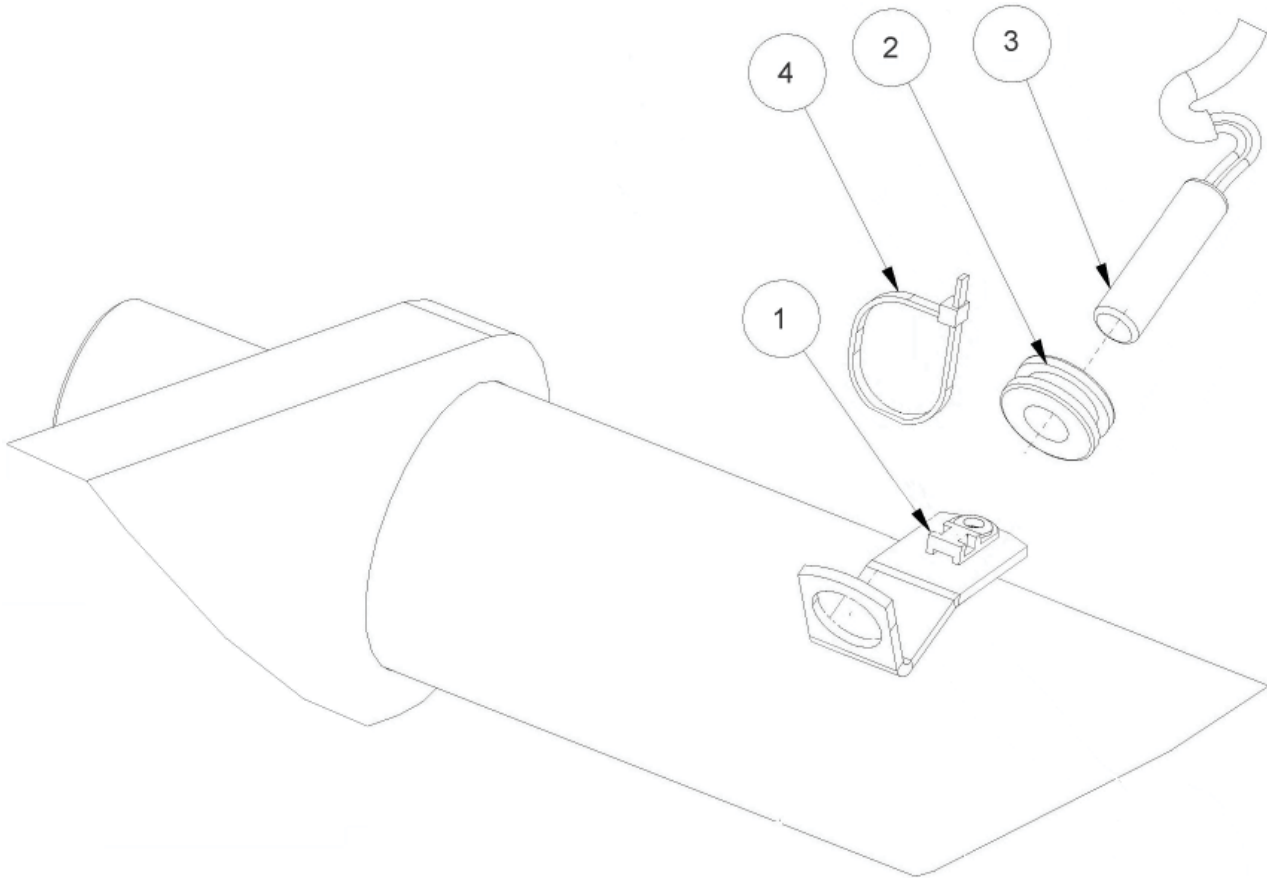
LIFT & ROTATION CYLINDERS, HYDRAULIC HOSES



LIFT & ROTATION CYLINDERS, HYDRAULIC HOSES

ITEM	PART NO.	REQ'D	DESCRIPTION
1	3300837	4	BEARING-1.12 ODx1.00 IDx.75
2	3334551P	1	LIFT ARM-UPPER RH 9X
3	3400177	8	BEARING-THRUST 2.06 IDx3.25 OD
4	3300836	2	BEARING-2.18 ODx2.00 IDx.75
6	3300882	4	WASHER-HD 3.25 ODx2.00 ID
7	3301709	4	RING-RETAINING, EXT 2.00 DIA
9	3316890	1	CYLINDER-HYD, ROTATION HOPPER LIFT
11	675420	1	HYD HOSE - NEED VALVE TO ROT CYL
12	675421	1	HYD HOSE - ROT CYL TO CONT VALVE
13	3336963P	1	HARNESS - LIFT ARM
14	3301998	6	RING-RETAINING, EXT .940 DIA
15	3307430	2	PIN-UPPER LIFT ARM, .998 DIA,
16	3400012	2	FTG-GREASE 3/16
17	3307605	2	ASSEMBLY-DUMP ARM MOUNT
18	3307305M	1	LIFT ARM-HOPPER 9X DARK GRAY
19	3335285	1	PIN, LIFT CYL, ROD END
21	3343821	1	ASSY- SAFETY ARM W/ BALL JOINT
22	3307607	1	PIN-ROTATION CYL, .998 DIA,
24	3335361	1	PIVOT-HOPPER LH
25	3332416	1	ARM-ROTATION (W/PRESSED BEARINGS #28)
26	3307074	1	ARM-HOPPER ROTATION (W/PRESSED BEARINGS #28)
27	712162	8	SCREW, SHCS 7/16-14 X 1-1/2 STEEL ZINC
28	3300840	4	BEARING-2.18 ODx2.00 IDx1.50
29	3401570-11	8	WASHER-NORD-LOCK, 7/16, ZP
30	3336997	1	WELD - HOPPER ROTATE STOP
31	3400449	3	NUT-HEX JAM 1/2-20 ES
32	3400326	3	SCR-HH 1/2-20X1.25 GR 5 ZP
33	3307606	1	PIN-FRONT ROTATION CYL, .998 DIA,
34	3317119	1	ASSY- BLOCK ROTATION RH
36	3317364	1	PIVOT-HOPPER RH
37	3400076	2	NUT-HEX JAM SLOTTED, 1-14
38	3300879	2	WASHER-HD 3.25 ODx1.00 ID
39	3400122	2	PIN-COTTER 1/8 X 2.00 ZP
40	675507	2	FTG-STR THD ELBOW -4 ORFS TO -4 SAE
41	3334454P	1	LIFT ARM-UPPER LH 9X
42	3400219	2	SCR-SOC,5/16-18X0.50 ZP
43	3400102	2	WASHER-LOCK 5/16 SPLIT ZP
44	3400278	4	WASHER-FENDER 3/8 ZP
45	3321377	2	TOP-ROTATION CYL MNT ARMA
46	711239	4	SCR-HEX 3/8-16 X 1.00 GR8 ZP
47	3307243	1	ASSY, CYLINDER-HYD HOPPER LIFT
48	675518	2	FTG-STR THD ELBOW -6 ORFS TO -5 SAE
49	675550	4	FITTING ORIFICE .047 #6
50	3339955	1	CLEVIS-LIFT ARM 1.0 DIA. PIN 1.00-14 TD

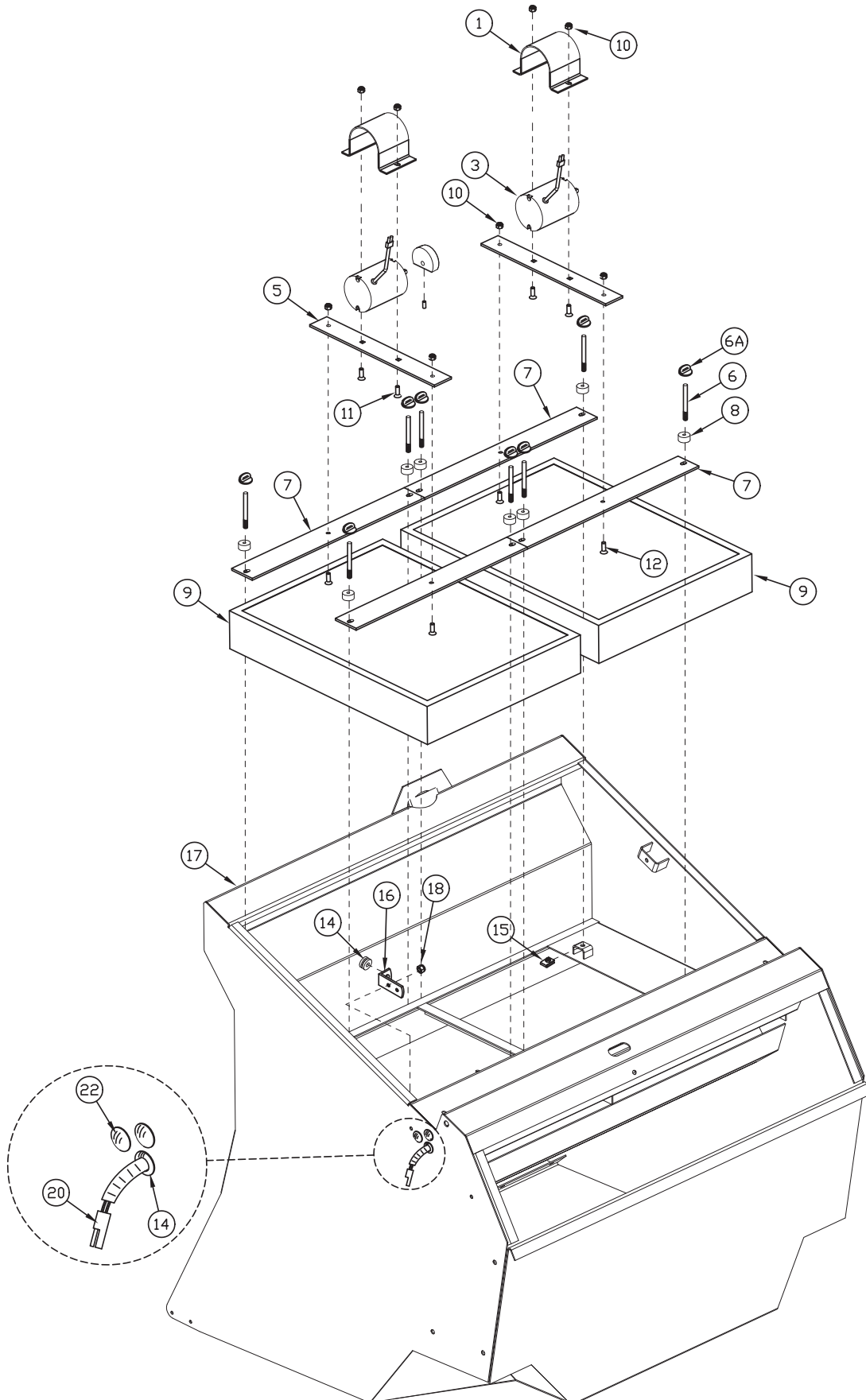
RTR SWITCH DETAIL LIFT ARM



RTR SWITCH DETAIL LIFT ARM			
ITEM	PART NO.	REQ'D	DESCRIPTION
1	3302472	1	MOUNT-WIRE TIE LOW PROFILE
2	3311564	1	GROMMET-RUBBER, 1/2 ID
3	3336963P	1	HARNESS - LIFT ARM, ARMA TIER II
4	828062-B	1	TIE-WIRE BLACK

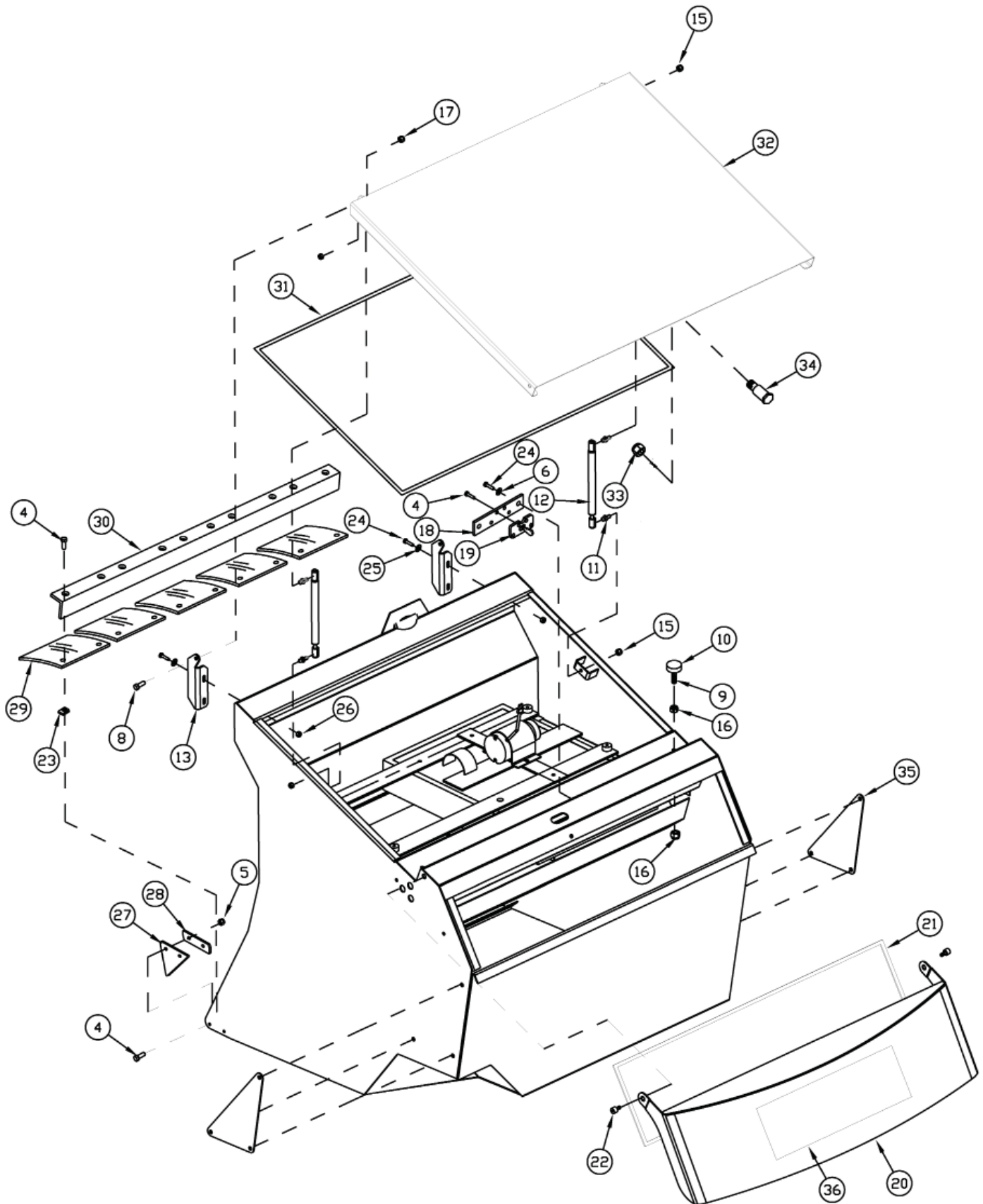
THIS PAGE IS INTENTIONALLY LEFT BLANK

HOPPER - FILTER AND SHAKER MOTOR COMPONENTS



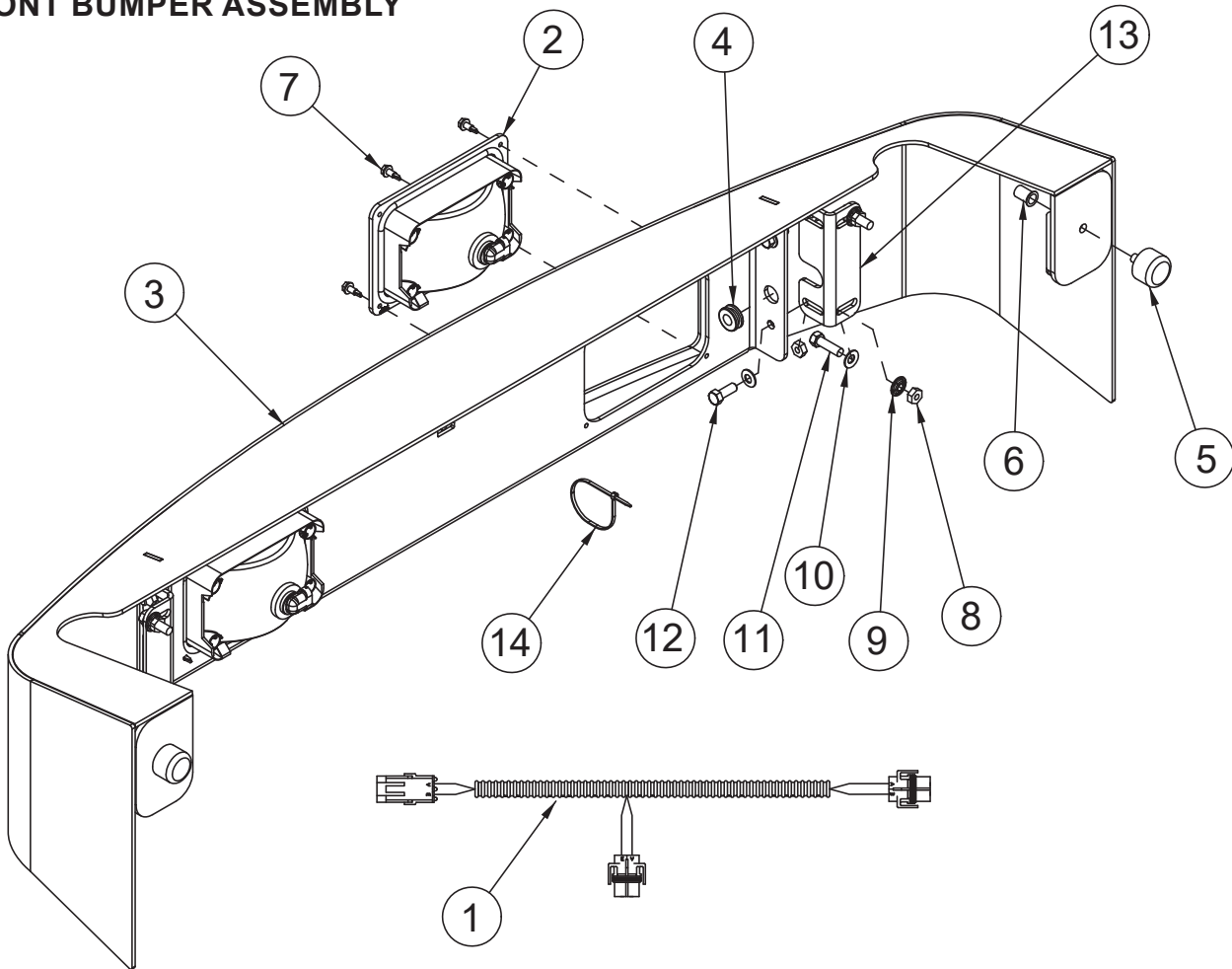
HOPPER - FILTER AND SHAKER MOTOR COMPONENTS			
ITEM	PART NO.	REQ'D	DESCRIPTION
1	750073	2	BRACKET SHAKER MOTOR
3	748149-1	2	ASSY, SHAKER MOTOR W/CONNECTOR
5	3300917	2	BAR-FILTER RETAINER
6	3334676	8	ROD-5/16-18x4.63, FILTER TIE DOWN
6A	3334678	8	NUT-WING 5/16-18 NYLON INSERT
7	3300919	4	BAR-FILTER SHAKER
8	3307850	8	ISOLATOR-RUBBER, .25IDx1ODx.50THK, SW/A
9	3334070	2	FILTER-POLYESTER HOPPER 9XR (31x24x3.19)
10	711374	8	NUT-NYLOC 5/16-18
11	70-516-16	4	BLT-CARR 5/16-18 X 1 ZINC
12	3400329	4	SCR-FLT,5/16-18X.75,SLT ZP
14	3311564	3	GROMMET-RUBBER, 1/2 ID
15	832829	8	NUT-U TYPE 5/16-18
16	3336778	1	BRACKET- FOR SWITCH BALL (# 2 RTR LIGHT)
17	690350-SBR	1	HOPPER, AM9D, DUAL FILTER, BURGUNDY
18	3400484	1	RIVET-AVDEL 3/16 X .602
20	3336964P	1	HARNESS - HOPPER, ARMA
22	3330356	2	PLUG-PLASTIC HOLE, 3/4, 7 GA

HOPPER - COVER AND LATCH COMPONENTS



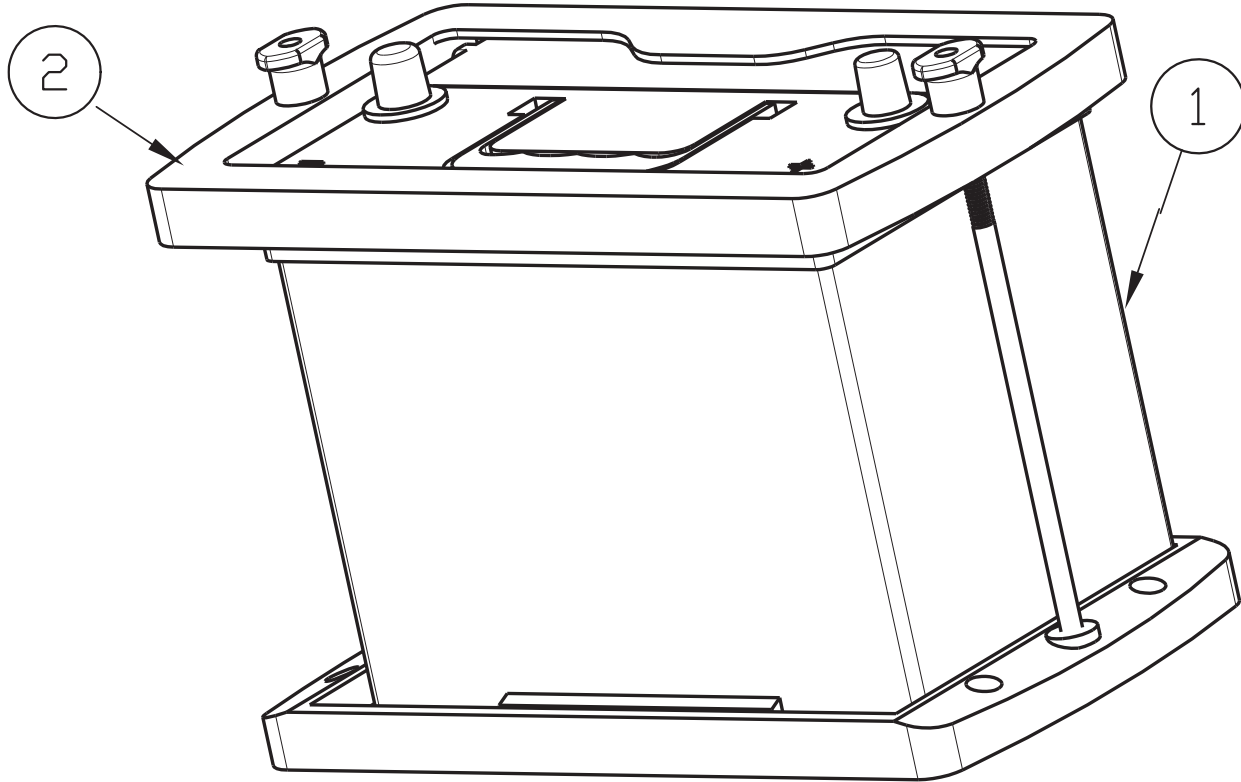
HOPPER - COVER AND LATCH COMPONENTS			
ITEM	PART NO.	REQ'D	DESCRIPTION
4	3400059	20	SCR-THM 1/4-20 X .75 SS
8	3400052	2	SCR-SHOULDER 5/16 DIA X 1/4 ZP
9	3400355	2	SCR-LEVEL BOLT, 3/8-16x2.50
10	3304624	2	CAP-RUBBER BUMPER, (USED WITH #10 ABOVE)
11	3300376	4	STUD-BALL, GAS SPRING, 5/16-18 THRD, .391 DIA.
12	3305006	2	SPRING-GAS 5" STROKE, 14.5" EXTENDED (100 LBF)
13	3307469	2	HINGE-FILTER COVER, ,
15	3400070	4	NUT-HEX 5/16-18 ZP
16	711439	2	NUT-FLANGED WIZZ 3/8-16
17	3401021	2	NUT-HEX ELASTIC JAM 1/4-20 #8 ZP
18	3307468	1	BAR-FILTER LATCH, ,
19	3307247	1	LATCH-RH BROOM DOOR
20	3316862BRM	1	LID-HOPPER AM9D BURGUNDY
21	3318739	120"	WEATHERSTRIPPING-RUBBER SPONGE
22	3400170	2	SCR-HSS 1/2x.31,
23	3301146	10	CLIPNUT-1/4-20 ZP
24	3400059	4	SCR-THMS 1/4-20 X .75 SS SLOTTED
25	3400384	4	WASHER-CONICAL SPRING 5/16
26	711379	4	NUT-FLANGED WIZZ 5/16-18
27	3307842	2	FLAP-HOPPER SIDE
28	3307843	2	RETAINER-FLAP HOPPER SIDE
29	3307720	5	FLAP-HOPPER FRONT
30	3307721	1	RETAINER-HOPPER FLAP
31	3500198	134"	SEAL-TRIM 90 DEG. MOUNT
32	3307460BRM	1	HOOD-HOPPER AM9D , BURGUNDY
33	3400394	1	NUT-FLANGE LOCK 7/16-14
34	3338592	1	BOLT-STRIKER .675 (17.1mm) DIA.
35	3307743	2	PLATE HOPPER BACKING
36	3334900	1	DECAL-"POWERBOSS" LOGO

FRONT BUMPER ASSEMBLY



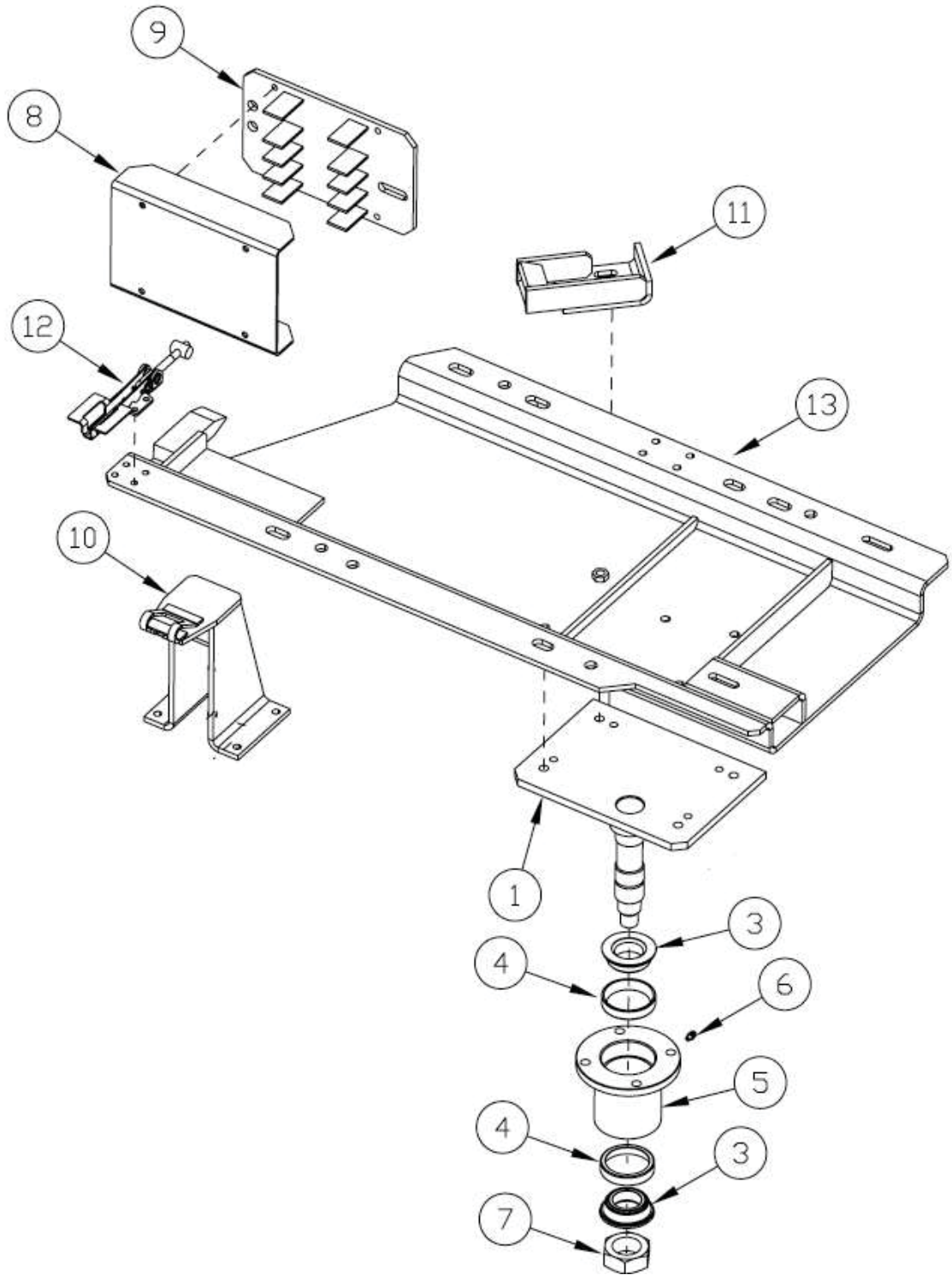
FRONT BUMPER ASSEMBLY			
ITEM	PART NO.	REQ'D	DESCRIPTION
1	3335094	1	HARNES-FRONT BUMPER HEADLIGHT
2	3315839	2	HEADLIGHT-HALOGEN 12V, FLUSH MOUNT
-	3315869	-	BULB-HALOGEN REPLACEMENT (NOT SHOWN)
3	3316865M	1	BUMPER-FRONT, AM9D DARK GRAY
4	3311564	1	GROMMET-1/2" ID RUBBER
5	3316871	2	BUMPER-RUBBER, 1.50" DIA
6	3322186	2	INSERT-3/8-16 UNC
7	3311374	6	SCR-HEX,1/4-14X3/4 SELF TAP
8	711439	8	NUT-FLANGED WIZZ 3/8-16
9	3316981	2	RETAINER, PUSHNUT, 3/8 BOLT, 25/32 OD ZP
10	3400385	8	WASHER-CONICAL SPRING 3/8
11	711250	4	BLT-HH 3/8-16 X 1.25 STL ZINC
12	3400030	4	SCR-HEX,3/8-16X1.00, GRADE 5, ZP
13	3337303P	2	PLT-MOUNT, BUMPER, AM9D
14	828062-B	1	CABLE TIE-LARGE (BLACK)

BATTERY COMPONENTS



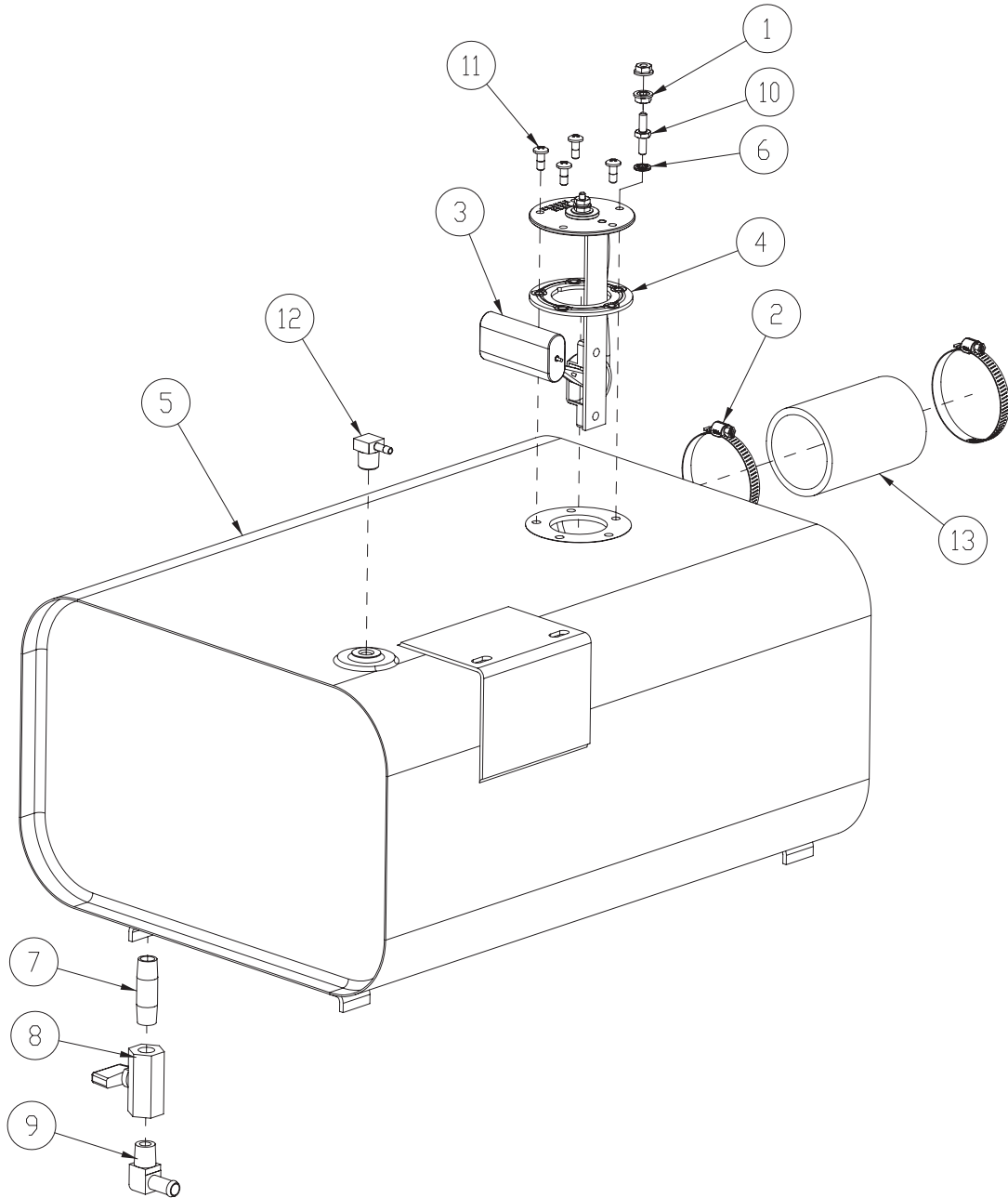
BATTERY COMPONENTS			
ITEM	PART NO.	REQ'D	DESCRIPTION
1	3300440	1	BATTERY GAS/DIESEL 12V 650 CCA 125 MIN RESER
2	690250	1	TRAY- BATTERY, 24 SERIES

ENGINE PAN, HYDRAULIC HOSE RETAINER & LATCH



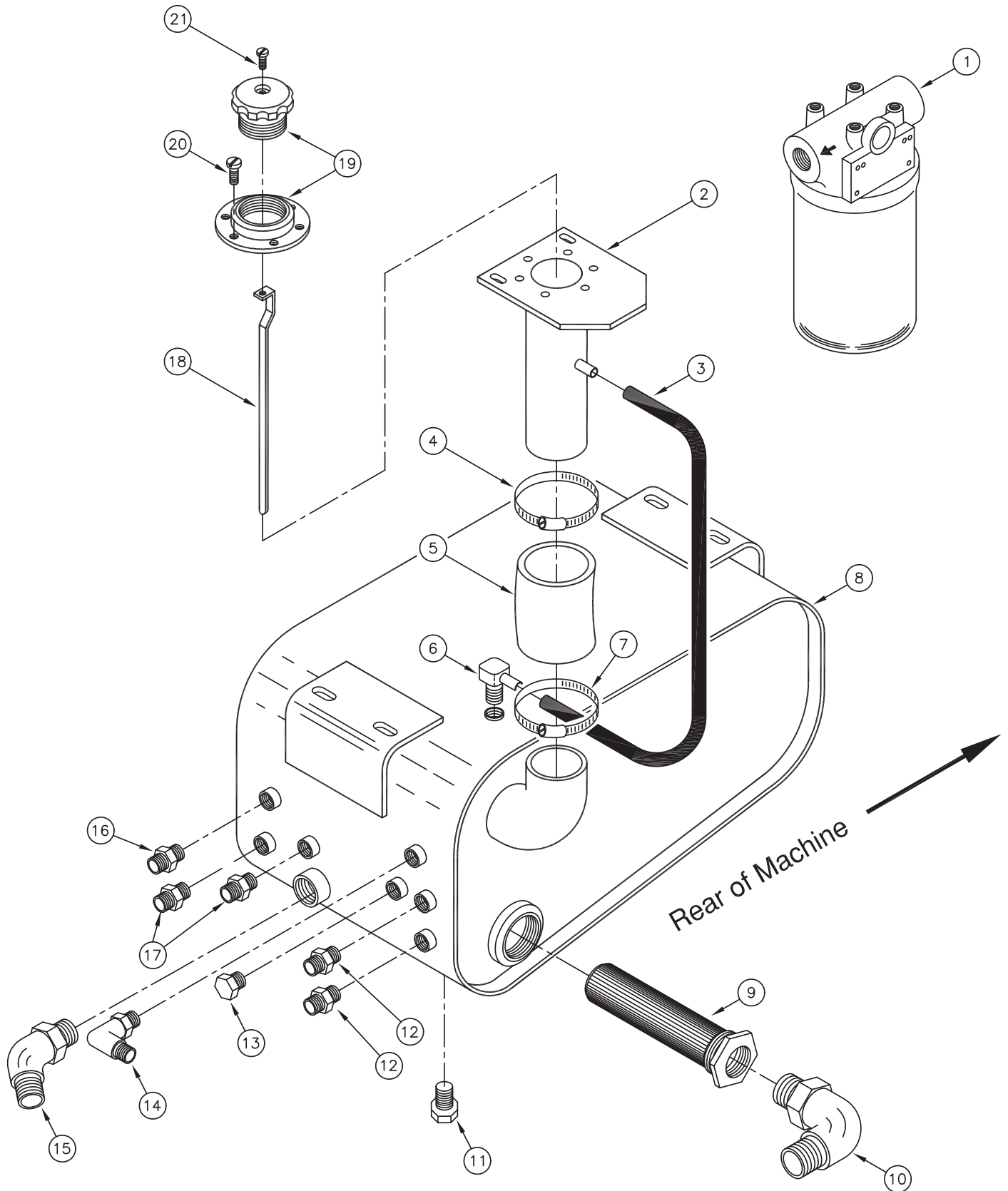
ENGINE PAN, HYDRAULIC HOSE RETAINER & LATCH			
ITEM	PART NO.	REQ'D	DESCRIPTION
1	3334951	1	WELDMENT-ENGINE PIVOT
3	3300471	1	BEARING-TAPERED ROLCONE W/SEAL
4	3300470	1	BEARING-TAPERED ROL CUP
5	3307326	1	BEARING MOUNT-ENGINE PIVOT
6	3400012	1	FTG-GREASE, ϕ 3/16
7	3400083	1	NUT-HEX JAM, 1 1/4-12 ES
8	3333303	1	COVER-HOSE RETAINER SHORT
9	3333302	1	HOSE RETAINER SW/A
10	3335208	1	WELDMENT-ENGINE CATCH OUTER
11	3335183	1	WELDMENT-ENGINE CATCH INNER
12	3337544	1	LATCH - ENGINE SWING
13	3334994M	1	WELD-ENGINE PAN,

FUEL TANK GASOLINE AND DIESEL



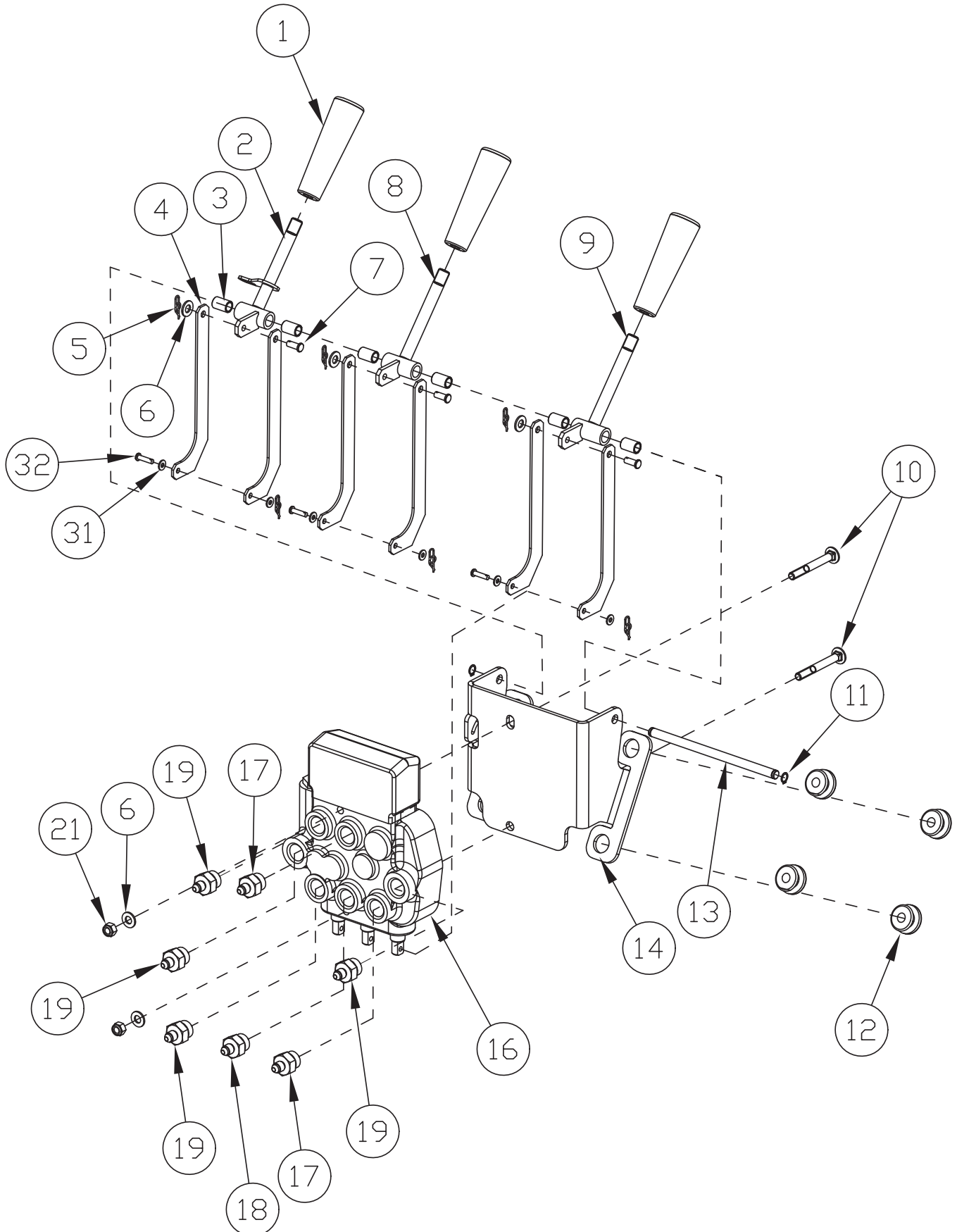
FUEL TANK GASOLINE AND DIESEL			
ITEM	PART NO.	REQ'D	DESCRIPTION
1	711427	2	NUT-FLANGED WIZZ 10-32
2	3044112	2	CLAMP-HOSE, SS, 2.50 MAX
3	3300388	1	SENDER-FUEL SHORT (5 INCH)
4	811023	1	GASKET, SENDER
5	3307575	1	TANK-FUEL, 7.64 US GAL,
6	3337019	1	SEAL - #10 BONDED NITRILE WASHER
7	3400498	1	FTG-BRASS NIPPLE, 1/4 NPTx2.0 LG
8	3400499	1	VALVE-MINATURE 1/4 FPT BALL
9	3400793	1	FTG-90 3/8 BARBx1/4 NPT
10	3401579	1	SCR - HEX STANDOFF, 2X 10-32X.50 LG
11	3401636	4	SCR, PPH, 10-32 X .50, W/O-RING 18-8 SS
12	3402022	1	FTG-90 1/4 MPT X 1/4 HOSE BARB
13	3500221	1	HOSE-2" ID STRAIGHT RAD.
14	3307731	1	FUEL TANK STRAP (NOT SHOWN)

HYDRAULIC RESERVOIR ASSEMBLY



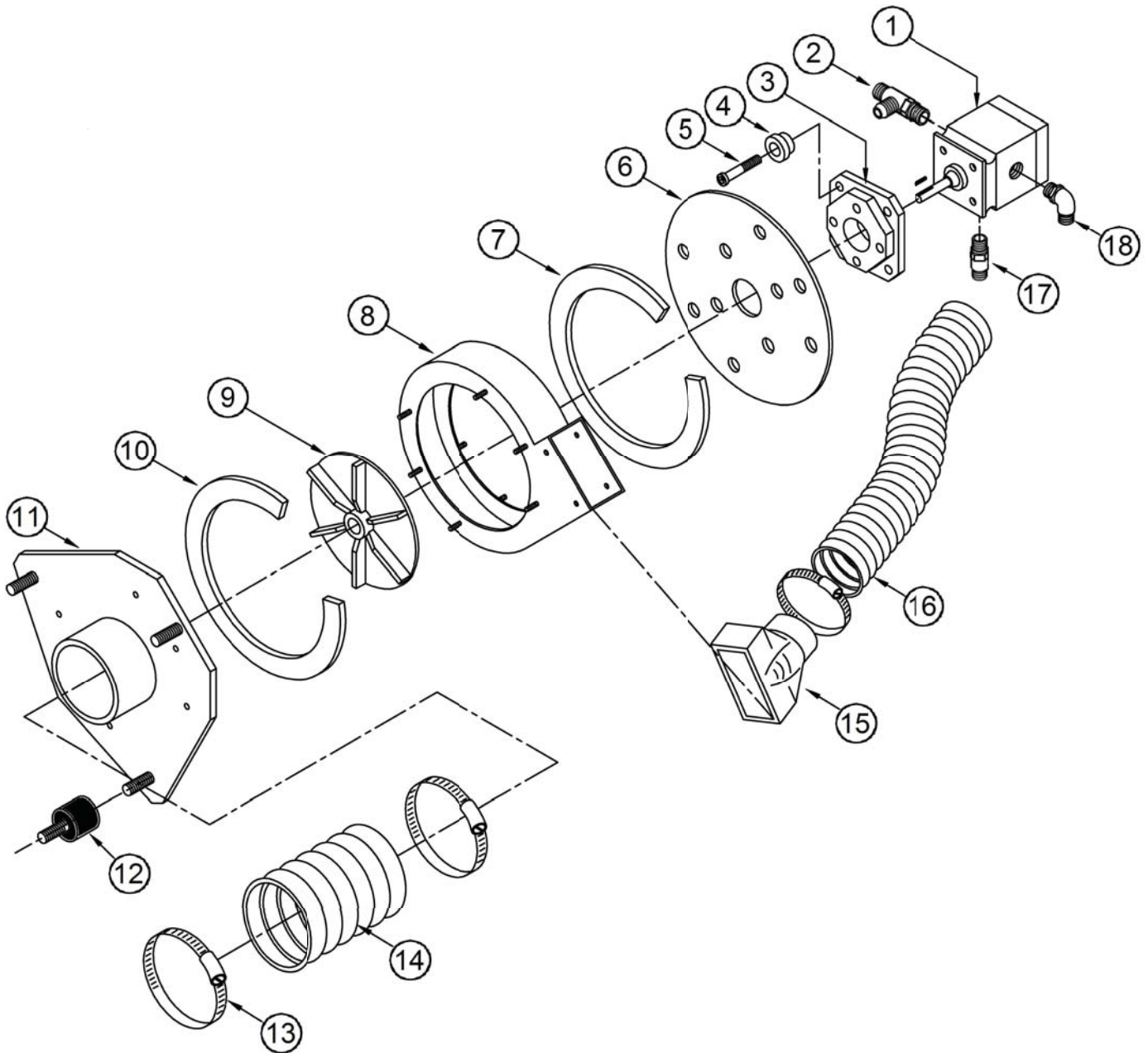
HYDRAULIC RESERVOIR ASSEMBLY			
ITEM	PART NO.	REQ'D	DESCRIPTION
1	3300358	1	SUB-HYD FILTER SW/9X (FILTER, MOUNT & FITTINGS)
-	3300359	1	FILTER-HYDRUALIC OIL (FILTER ONLY)
-	3304899	1	FTG-ADAPTER, 3/4-16 TO 1/2 OD TUBE (NOT SHOWN)
-	3400167	1	FTG-ADAPTER, 1 1/6-12 EXT TO (NOT SHOWN)
-	3400632	1	FTG-ADAPTER, RUN TEE 1-1/16-12 (NOT SHOWN)
-	3400636	1	FTG-ADAPTER, SWIVEL NUT 90° ELBOW (NOT SHOWN)
2	3310072	1	WELDMENT-HYD FILL TUBE
3	3500137	1	HOSE-1/8 ID EEC-PCV
4	3044112	1	CLAMP-HOSE, SS, 2.50 MAX WORM
5	3303577	1	HOSE-RUBBER, 2.00IDx3.50 LG
6	3307778	1	FTG-90° 1/8MPTx1/4 BARB
7	3044112	1	CLAMP-HOSE, SS, 2.50 MAX WORM
8	3335527	1	RESERVOIR-HYDRAULIC, 7.5 US GA
9	3343836	1	STRAINER-HYDRAULIC TM-14
10	675506	1	FTG-STR THD ELBOW -16 ORFS TO -20 SAE
11	3400164	1	FTG-PLUG 3/4-16 O RING
12	675521	1	FTG-STR THD CONNECTOR -6 ORFS TO -8 SA
12A	675524	1	FTG-STR THD CONNECTOR -8 ORFS TO -8 SA
13	3400453	1	FTG-PLUG 9/16-18 O-RING STEEL
14	675510	1	FTG-STR THD CONNECTOR -5 ORFS TO -4 SA
15	675504	1	FTG-45 DEG STR ELBOW -12 ORFS TO -16 SA
16	675519	1	FTG-STR THD CONNECTOR -6 ORFS TO -5 SA
17	675510	2	FTG-STR THD CONNECTOR -5 ORFS TO -4 SA
18	3307580	1	DIPSTICK-HYD RESEVOIR
19	3305576	1	ASSEMBLY-HYD OIL FILTER BREATHER
20	3400044	6	SCR-HEX,#10-32X0.75
21	3400045	1	SCR-PAN,#8-32X0.62,SLT

HYDRAULIC CONTROL VALVE DETAIL



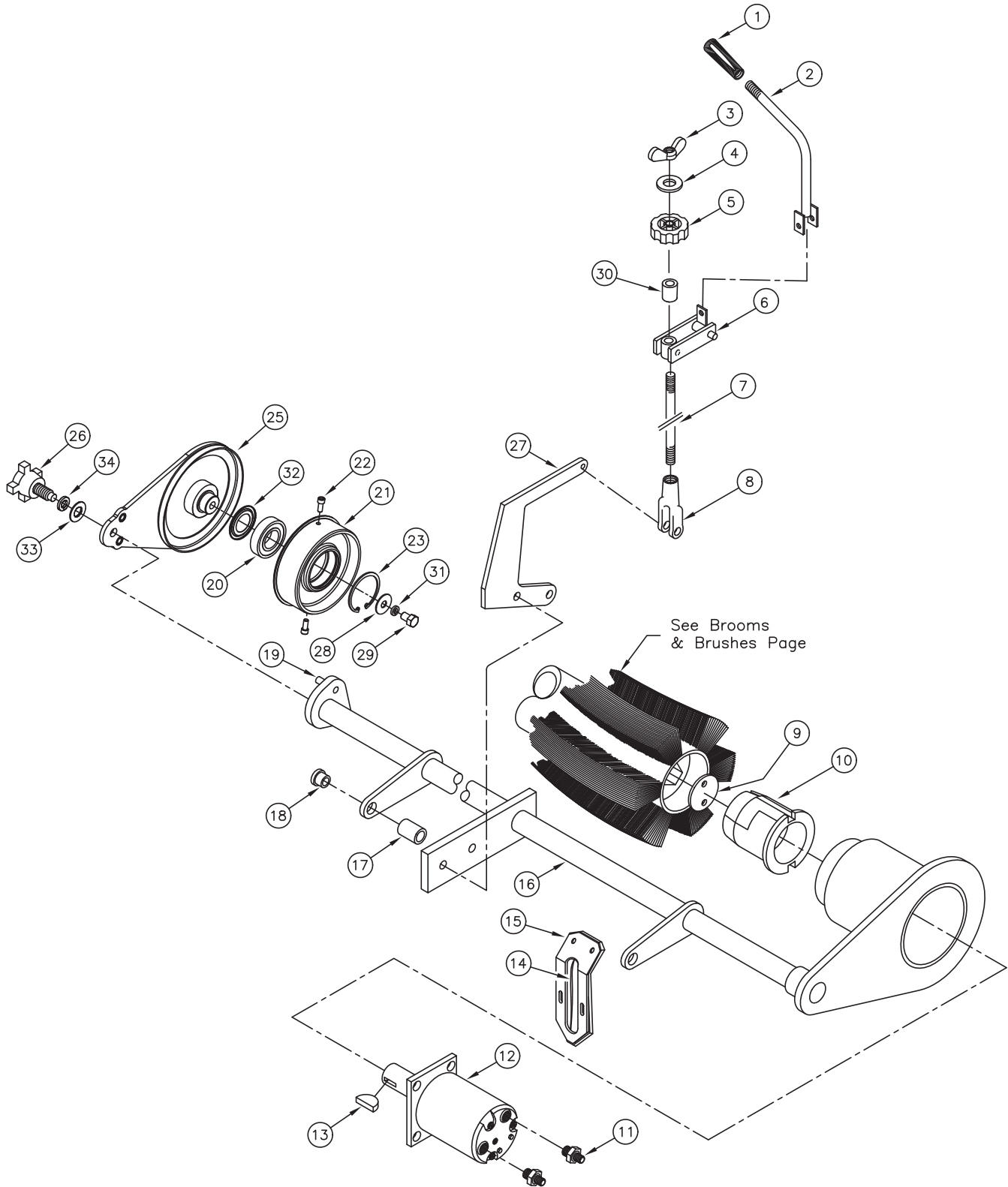
HYDRAULIC CONTROL VALVE DETAIL			
ITEM	PART NO.	REQ'D	DESCRIPTION
1	600263	3	KNOB-PLASTIC TAPERED #145 BLACK
2	3338603	1	WELD - HANDLE CONT VLV 3 PLTD
3	3303996	6	BEARING-PLASTIC 1/2X3/8X.75 LG
4	3338456P	6	LINK-HYD VLV SW/A PLTD
5	3400125	6	RUE RING-1/4 HEAVY ZP
6	3400088	5	WASHER-FLAT 5/16 IDx.688 ODx.065 THK
7	3400425	3	PIN-CLEVIS 1/4 X 5/8 ZP
8	3338458	1	HANDLE CONT VLV 2 PLTD
9	3338459	1	HANDLE CONT VLV 1 PLTD
10	3400466	1	SCR-CAR,5/16-18X2.75 ZP
11	711724	2	RING-RET EXT .38
12	3300465	4	ISOLATOR-RUBBER (.375IDx.81OD)
13	3300884	1	ROD-PIVOT CONTROL VALVE PLTD
14	3338455	1	MNT - HYD. SPOOL VALVE ARMA
16	3338213	1	VALVE-HYD CONTROL 3-SPOOL SW/A
17	675513	2	FTG - HYD. TEE #8JIC X #10 ORB X #8JIC
18	690006	1	ORIFICE-BRASS #332, .041" DIA, HYDRAULIC, 3/4-16 THD
19	675524	4	FTG-TEE SWIVEL RUN #4 JIC ARMA
21	711374	2	NUT-NYLOC 5/16-18
31	3400088	6	WASHER-FLAT #8 ZP
32	450034	3	PIN-CLEVIS 3/16 X 3/4 ZP

IMPELLER ASSEMBLY



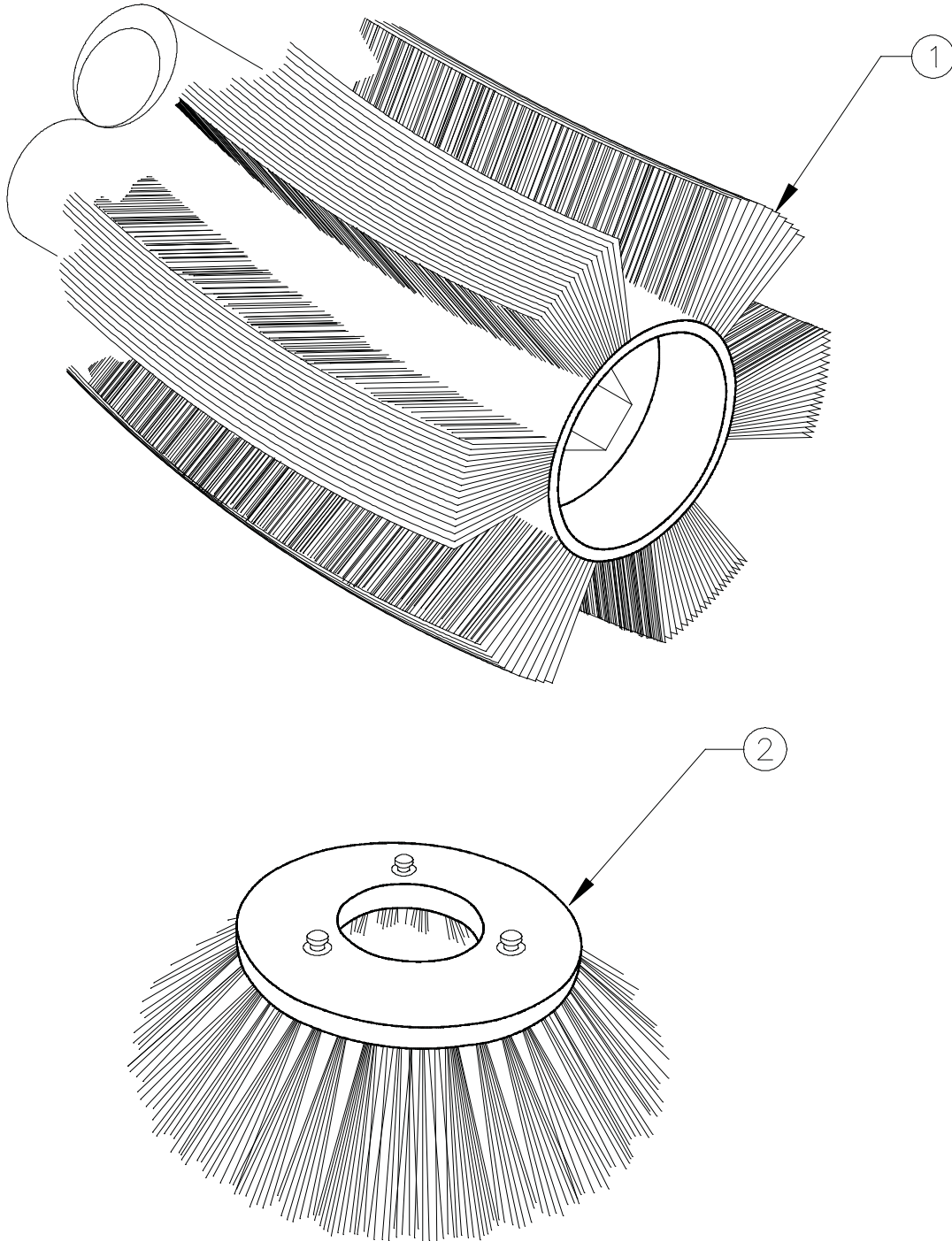
IMPELLER ASSEMBLY			
ITEM	PART NO.	REQ'D	DESCRIPTION
1	3316832	1	MOTOR-HYDRAULIC, .323CI, CCW ROTATION, IMPELLER
	3337905	1	SEAL KIT IMPELLER MOTOR
2	675525	2	FTG-STR THD RUN TEE -8 ORFS TO -8 SAE
3	3307152	1	MOUNT-IMPELLER MOTOR
4	3300465	4	ISOLATOR-RUBBER, .375 IDx.81 OD
5	3400028	4	SCR-HEX 3/8-16x1.50"
6	3322121	1	MOUNT-IMPELLER MOTOR, CIRCULAR
7	3335458	2.5'	GASKET-TOP IMPELLAR, ARMA
8	3307004	1	SHROUD-IMPELLER,
9	3307003	1	IMPELLER-8.88" DIA, ARMA BALANCED
10	3335459	2.5'	GASKET-BOTT IMPELLAR, ARMA
11	3335192	1	IMPELLER MOUNT, ARMA
12	3333915	3	ISOLATOR-RUBBER, ϕ 1.5x1" LG, 3/8-16 THREAD
13	3300351	3	CLAMP-HOSE, 4.5" DIA, SS
14	3307767	1	HOSE-IMPELLER, ϕ 4"x7.5" LONG
15	3315347	1	TRANSITION-PLASTIC IMPELLER EXHAUST
16	3318203	1	HOSE-IMPELLER EXHAUST, 3.5"IDx62" LONG
17	675508	1	FTG-STR THD CONNECTOR -4 ORFS TO -4 SA
18	675523	1	FTG-STR THD ELBOW -8 ORFS TO -8 SAE

MAIN BROOM ASSEMBLY



MAIN BROOM ASSEMBLY			
ITEM	PART NO.	REQ'D	DESCRIPTION
1	600263	1	HANDLE GRIP
2	3338296	1	WELD-ROD,MAIN BROOM, UPPER, 9X,ZP
3	3400084	1	NUT-WING 1/2-13
4	3400091	1	WASHER-FENDER 1/2
5	3300352	1	KNOB-MAIN BROOOM LIFT ADJUST
6	3335112P	1	WELDMENT-MAIN BROOM PIVOT LIFT
7	3334984	1	ROD-LIFT MAIN BROOM
8	3301447	1	CLEVIS-CABLECRAFT AC-218
9	3301285	1	RETAINER-MAIN BROOM DRIVER HUB
10	3301050P	1	HUB-MAIN BROOM DRIVE
11	675523	1	FTG-STR THD ELBOW -8 ORFS TO -8 SAE
12	3338661	1	MOTOR-HYD MAIN BROOM
13	3330338	1	KEY-SHAFT D-FOSS CB/MB/SC MOTORS
14	3307337	3'	GASKET-MAIN BROOM ARM
15	3307338	3'	RETAINER-GASKET MAIN BROOM ARM
16	3307207M	1	MAIN BROOM MNT AM9D-M
17	3307181	1	SPACER-MAIN BROOM
18	3300432	2	BUSHING-FL-52-4
19	690111	2	PIN-DOWEL, .375x1.25, SS
20	3305667	1	BEARING-MAIN BROOM
21	3305642	1	HUB-BROOM IDLER
22	3400047	2	SCR-SOCKET, 5/16-18x0.75
23	3305666	1	RING-RETAINING MAIN BROOM
25	3335220	1	MAIN BROOM PLT
26	3400748	1	KNOB-HAND 1/2-13x1-1/2 DOG POINT
27	3335196	1	PLATE-LIFT ARM, MAIN BROOM, ARMA
28	712305	1	WASHER, FENDER 5/8 X 2 X .125 ZINC
29	712003	1	SCREW, HHCS 5/8-11 X 0.75 ZINC
30	3333672	1	SPACER-MB LIFT ROD
31	712315	1	WASHER SR-HELICAL .64 X 1.26 X .06 ZINC
32	3335908	1	RING-NILOS, 2.55"OD
33	3400086	1	WASHER-FLAT 1/2 STANDARD ZP
34	3400098	1	WASHER-LOCK 1/2 SPLIT ZP

SIDE BROOM & MAIN BROOM



SIDE BROOM & MAIN BROOM			
ITEM	PART NO.	REQ'D	DESCRIPTION
	MAIN BROOM		
1	3305818	1	BROOM-48"HIGH DEN FIBER & WIRE
	3305812	1	BROOM-48" NYLON
	3305665	1	BROOM-48" HIGH DENSITY NYLON
	3305814	1	BROOM-48" NYLON CHEVRON (PATROL)
	3315315	1	BROOM-48"STIFF NYLON
	3305663	1	BROOM-48" PROEX & WIRE
	3333483 *	1	BROOM-48" TRIPLE ROW POLY (CHEVRON PATTERN)
	SIDE BROOM		
2	3300308 *	1	BROOM-SIDE 24" WHITE NYLON
	3300306	1	BROOM-SIDE 24" DIA. BLACK POLY
	3300309	1	BROOM-SIDE 26" WHITE NYLON
	3300307	1	BROOM-SIDE 26" BLACK POLY
	3300311	1	BROOM-SIDE 26" WIRE

* - Standard Broom used on the AM9D-III machine.

Main Broom User's Guide

Proex & Wire - Slightly encrusted soilage & dusty conditions. High heat.

Nylon - General purpose broom with long life bristles.

Poly Proex - All purpose broom that stands up well on rough surfaces.

High Density Nylon - Highly effective for small particle soilage. Severe dust environments.

Crinkle Wire - Stiff bristles for compacted grime, oil, grease or mud. Fair to good broom life.

Natural Fiber & Wire - Good all around broom. Good for high heat applications.

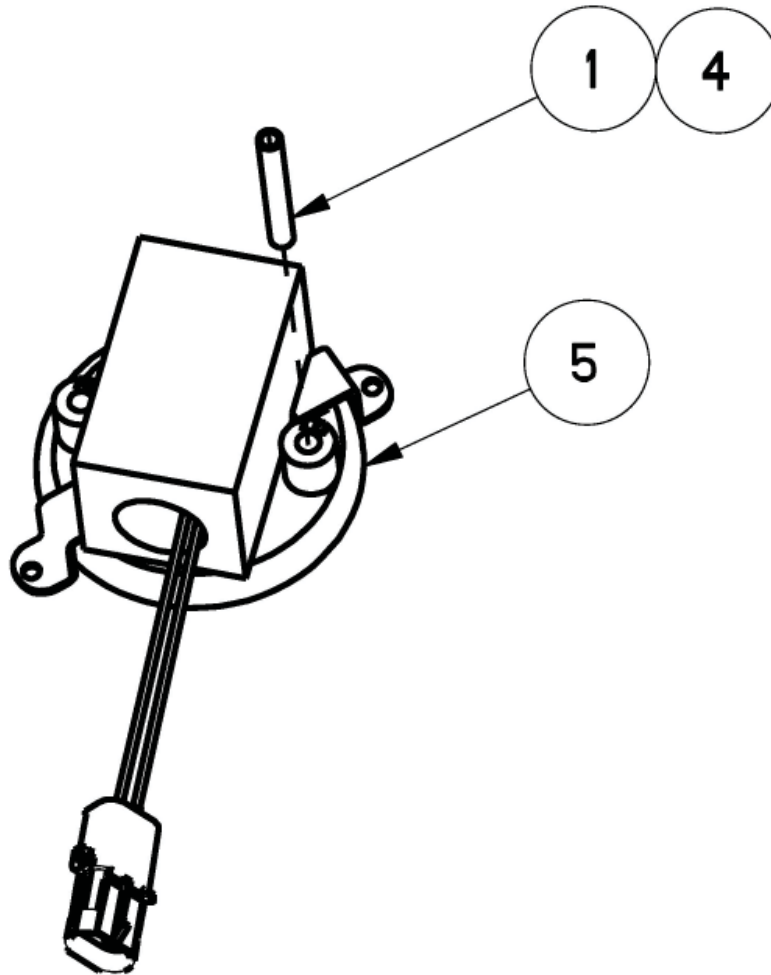
Side Broom User's Guide

Poly - Stiff bristles for aggressive sweeping of mainly heavy litter. Not suited for high heat.

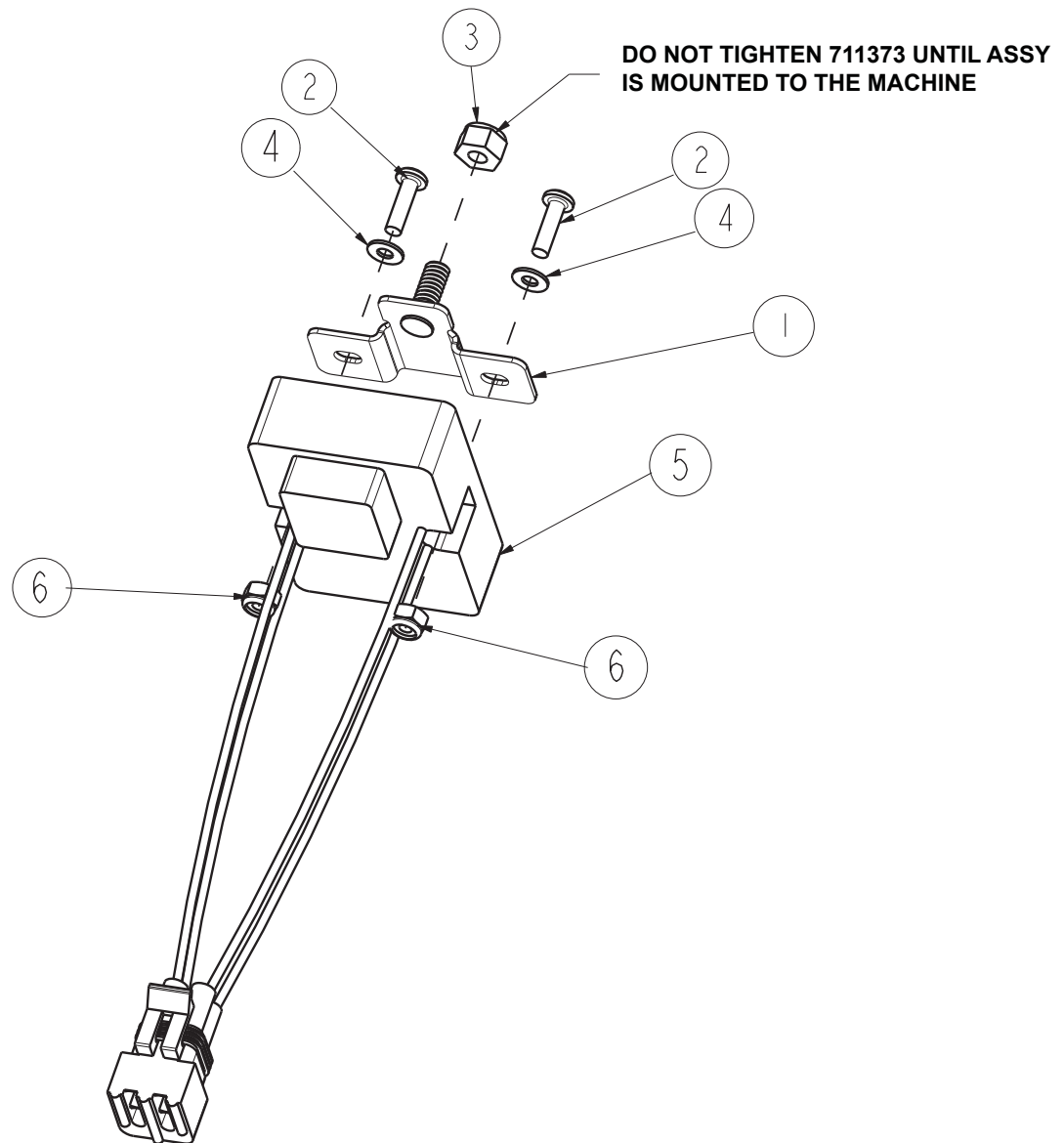
Nylon - Provides longest life. Recommended for tough sweeping jobs.

Wire (flat) - For areas of heavy grease build up or scarifying action. Used in high heat applications.

VACUUM SWITCH

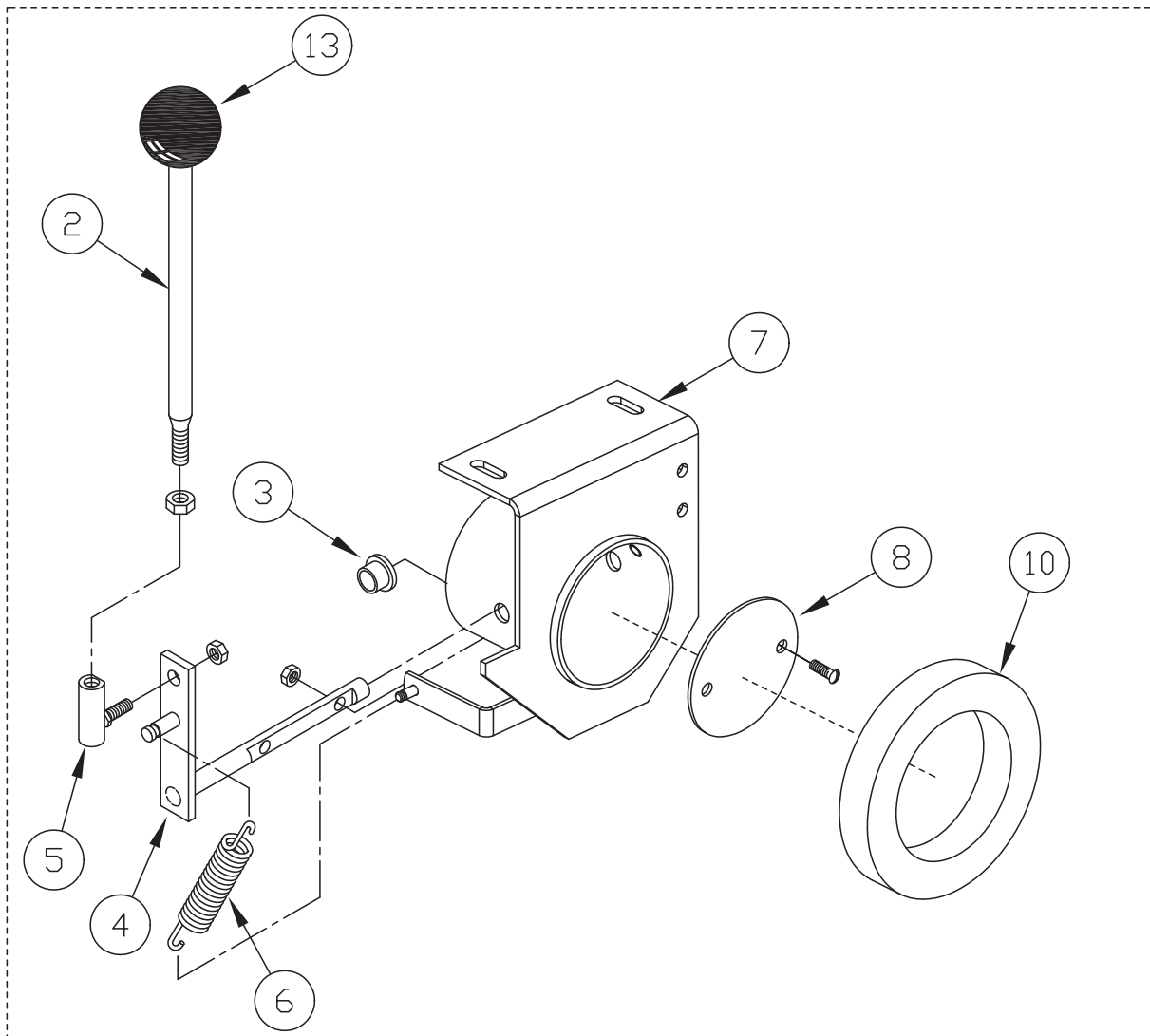
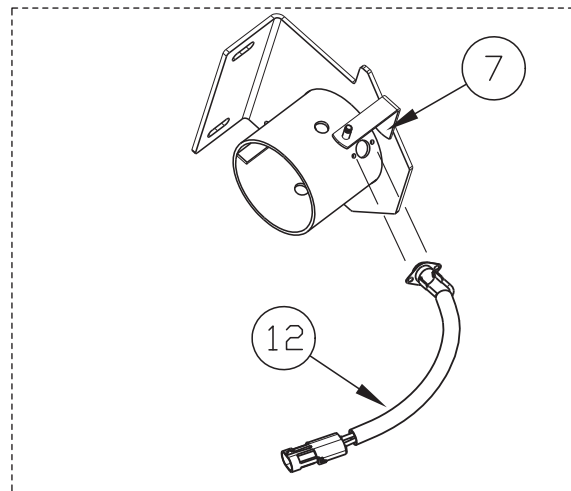
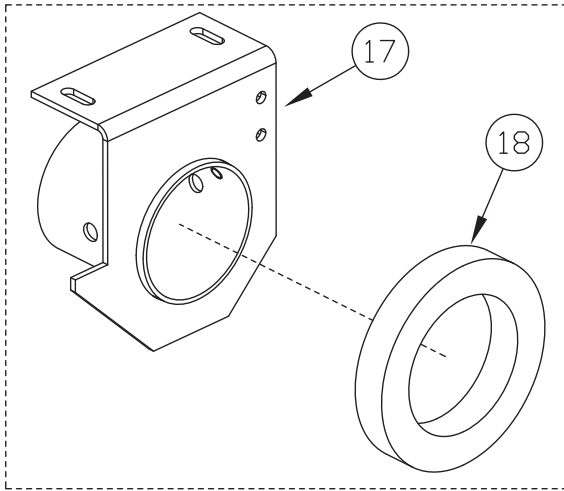


VACUUM SWITCH			
ITEM	PART NO.	REQ'D	DESCRIPTION
1	3303105	1	FTG-NIPPLE 1/8"MPT X 2.00 LG
4	3401122	0.1	SEALANT-THREADED PIPE, 565 PST
5	3303327-1	1	CLOG FILTER - PRESSURE SWITCH ASSY
6	3400315	2	SCR-HEX,#10-32X0.50 (Not Shown)
7	3400172	2	NUT-HEX JAM #10-32 ES (Not Shown)

TIMER-FILTER SHAKER SEALED

TIMER-FILTER SHAKER SEALED

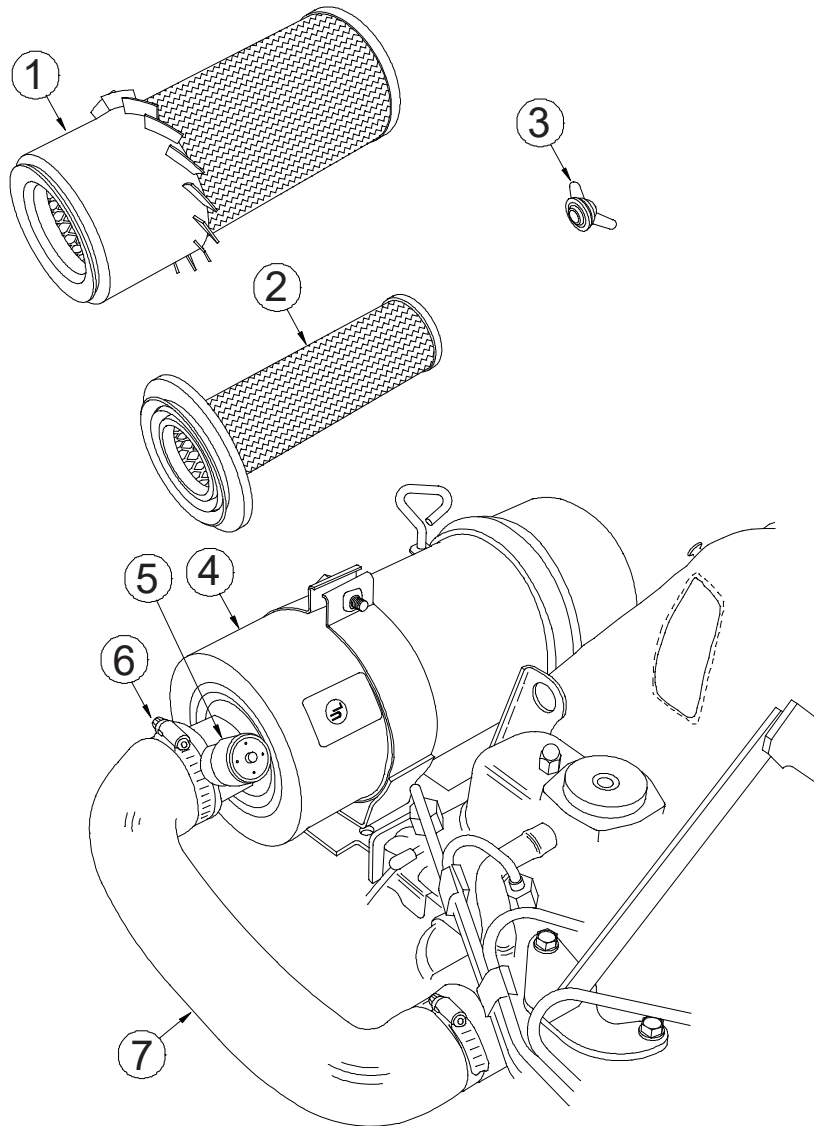
ITEM	PART NO.	REQ'D	DESCRIPTION
1	690138	1	BRACKET, TIMER
2	710230	2	SCR-MC 8-32 X .62 ST PL
3	711373	1	NUT - NYLOC 1/4-20
4	711502	2	WSR - FLT, .170 X .38 X .32 STL ZINC
5	748502-1	1	ASSY, RELAY - TIMER, W/CONNECTOR
6	3400082	2	NUT - HEX #8-32 ES ZP

GASKET MOUNT ASSEMBLY



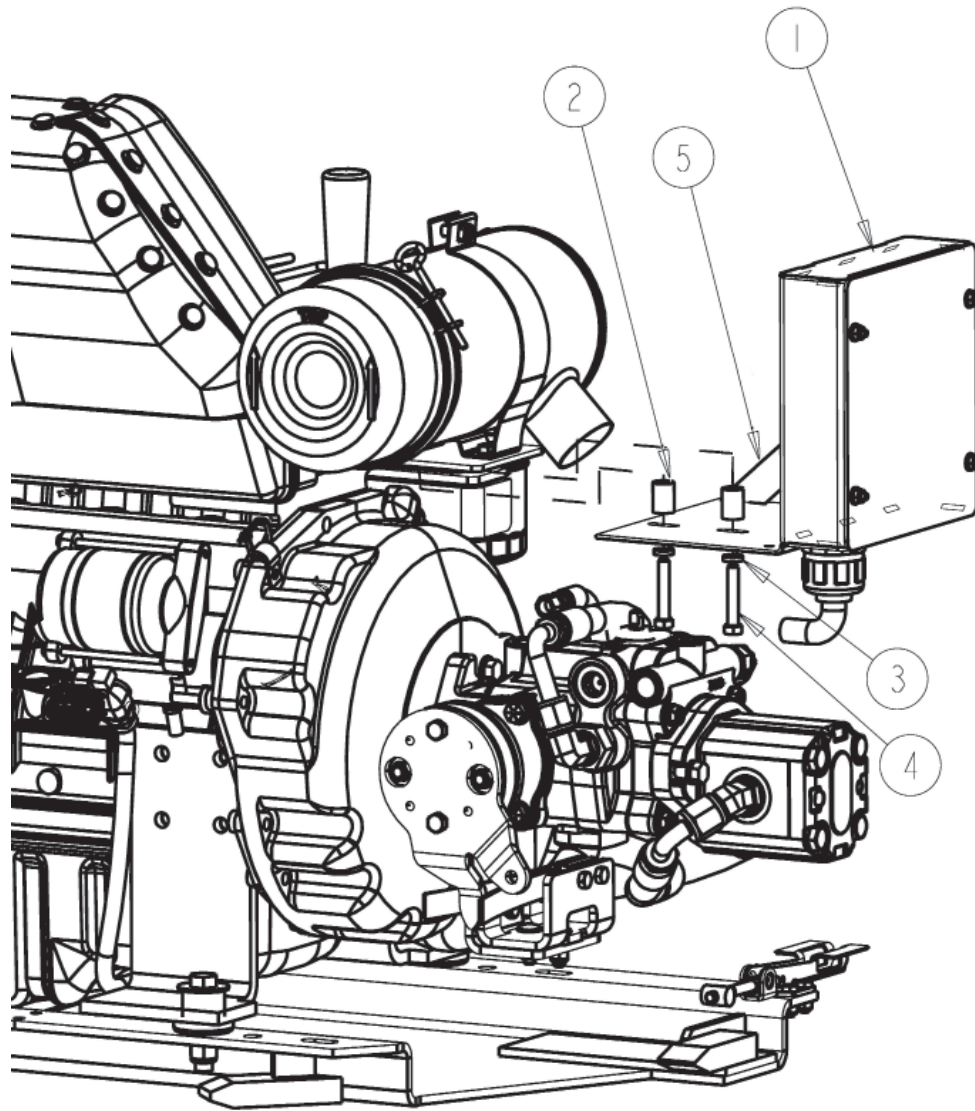
GASKET MOUNT ASSEMBLY			
ITEM	PART NO.	REQ'D	DESCRIPTION
	3307018	1	GASKET MOUNT SUB 9XV (Includes Items 1-13)
2	3307173	1	ROD-IMPELLER BAFFLE
3	810012	2	WASHER SHOULDER NYLON 1"OD .382ID
4	3307155	1	WELDMENT ROD GASKET MOUNT BAFFLE
5	3301199	1	BALL JOINT-1/4-28
6	3304160	1	SPRING-EXTENSION, 2.00 LG
7	3307182	1	WELDMENT-GASKET MOUNT,
8	3301498	1	DAMPER-HOPPER SHUTOFF,
10	3307005	1	GASKET-IMPELLER
12	748504-1	1	THERMOSTAT ASSEMBLY
-	3303729	1	GROMMET-RUBBER, .25IDx.56ODx.12 GROOVE (Not Shown)
13	3300563	1	KNOB-PLASTIC BALL 1" DIA, BLACK
17	3307182	1	WELD-GASKET MNT SW/A/62E
18	3307005	1	GASKET-IMPELLER

ENGINE AIR CLEANER ASSEMBLY



ENGINE AIR CLEANER ASSEMBLY			
ITEM	PART NO.	REQ'D	DESCRIPTION
1	3302842	1	ELEMENT-AIR CLEANER, PRIMARY
2	3302597	1	ELEMENT-AIR CLEANER, SAFETY
3	3303827	1	NUT-WING, DONALDSON AIR CLEANER
4	3303031	1	"ASSEMBLY-DONALDSON HEAVY DUTY AIR CLEANER (Includes Items 1,2&3)"
5	3303991	1	INDICATOR-AIR CLEANER RESTRICTION
6	3044112	2	CLAMP-HOSE, φ2.5" SS
7	3332643	1	HOSE-RAD UPPER 1505 (COOLER)

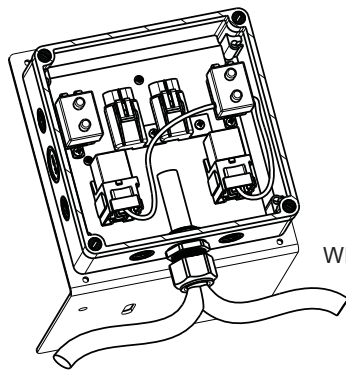
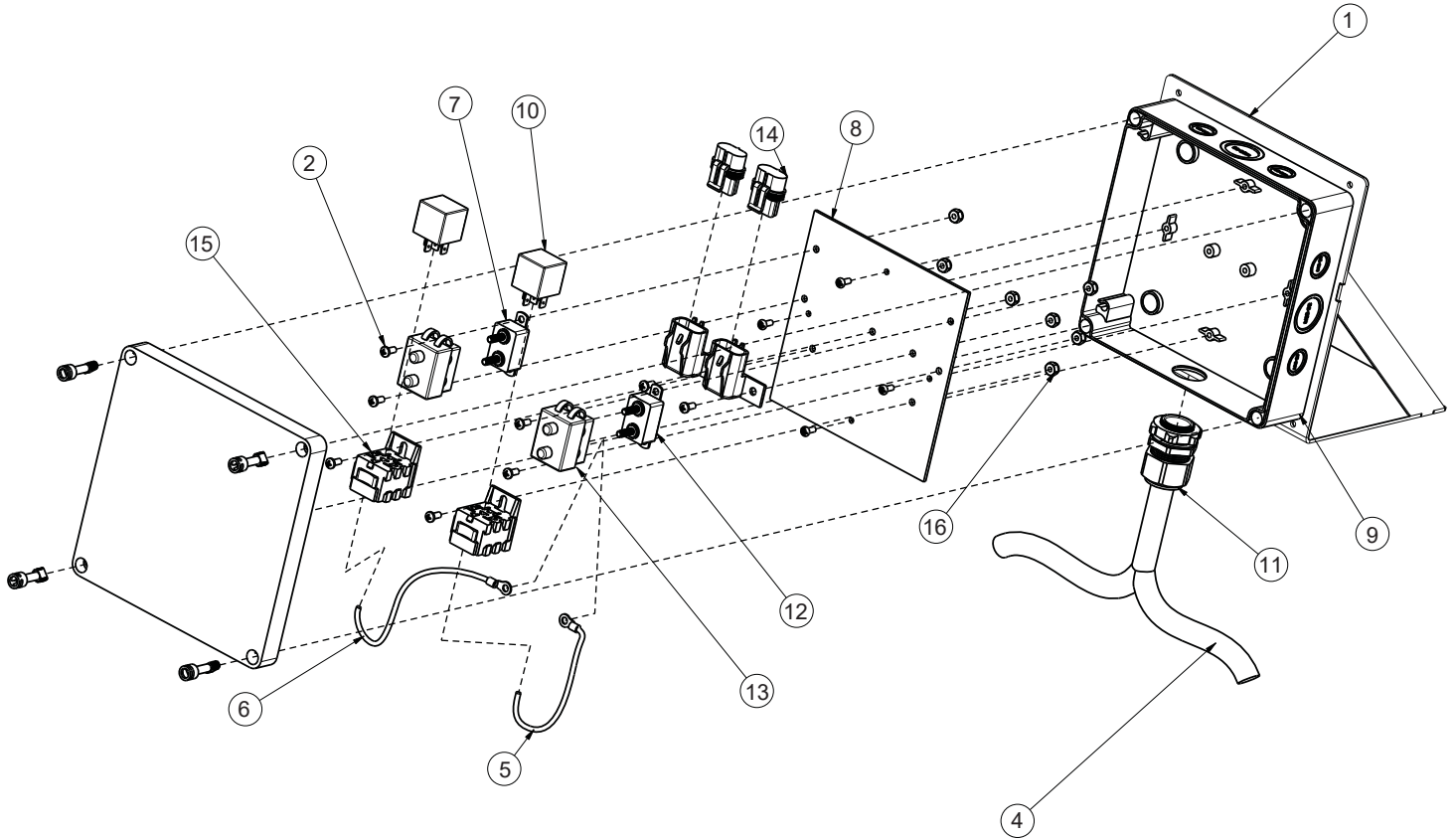
ENGINE KUBOTA V1505 DIESEL - FUSE BOX ASSEMBLY



ENGINE KUBOTA V1505 DIESEL - FUSE BOX ASSEMBLY

ITEM	PART NO.	REQ'D	DESCRIPTION
1	748769	1	ASSY - DIESEL CONTROL BOX
2	3342109	2	SPACER
3	3400102	2	WASHER
4	3400231	2	SCR-HEX,5/16-18X2.0 ZP
5	690042	1	BRACKET, MTG, WELD, DIESEL CONTROL BOX

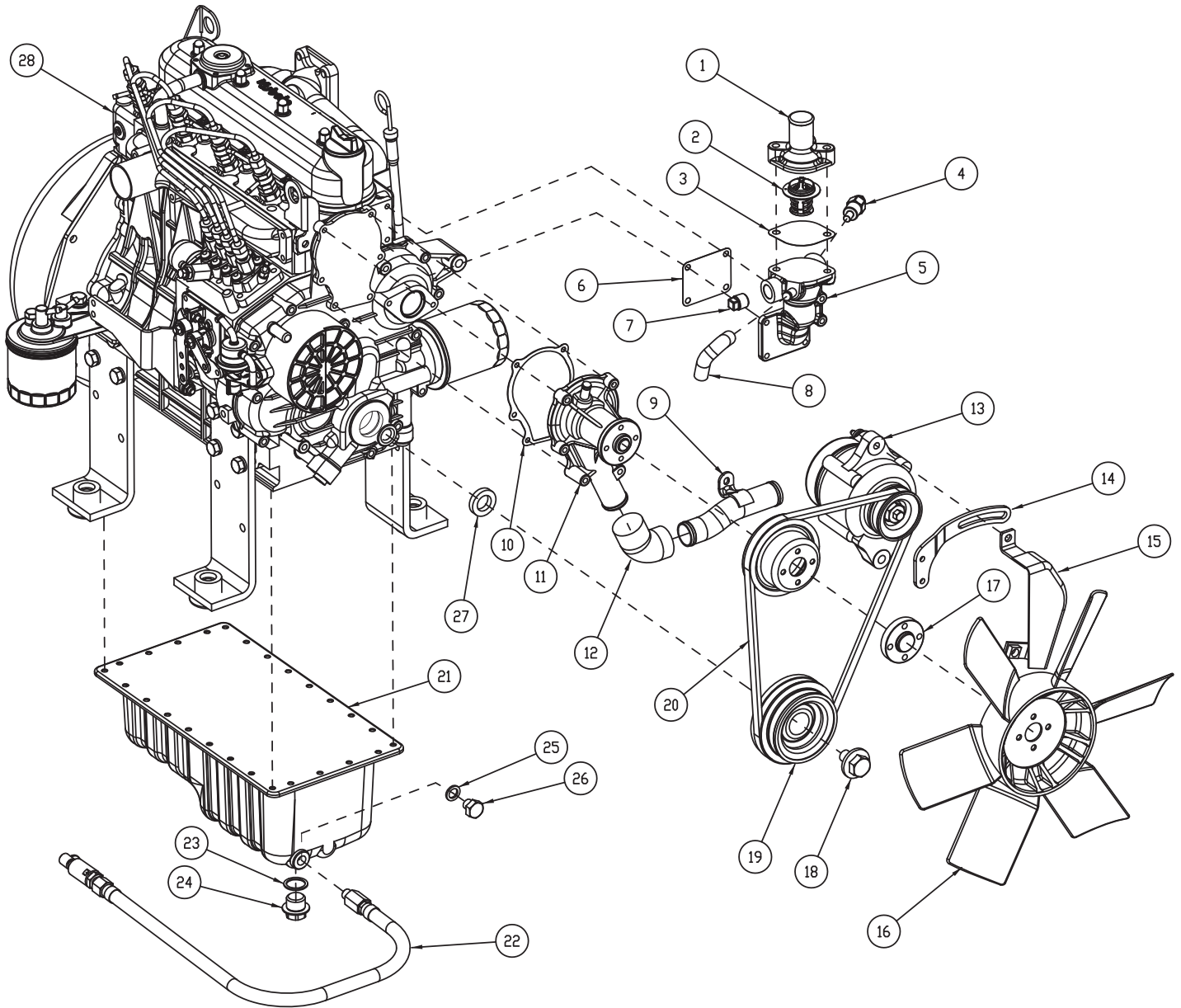
ENGINE KUBOTA V1505 DIESEL - FUSE BOX DETAILS



DIESEL CONTROL BOX
WITH TOP COVER REMOVED

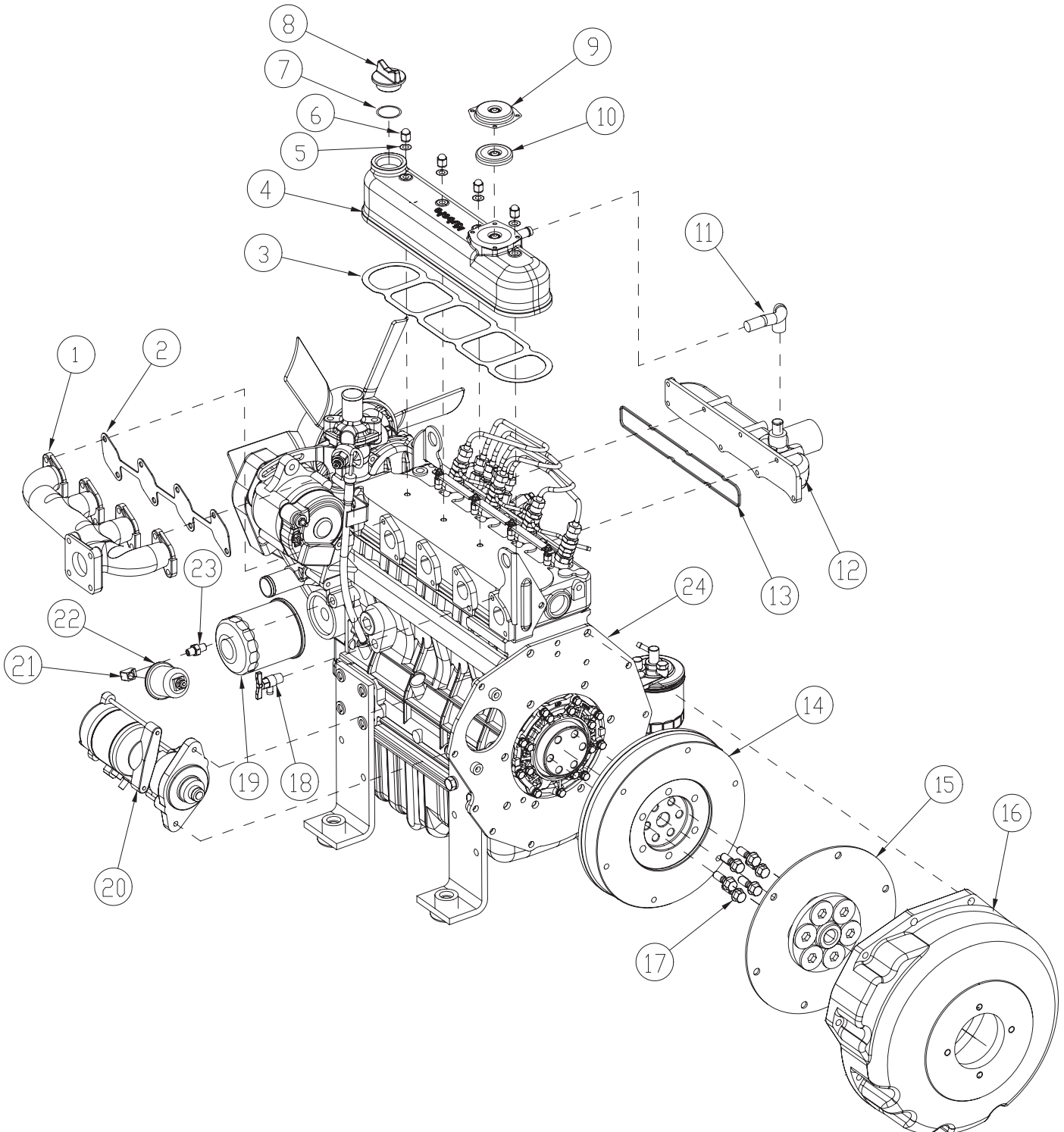
ENGINE KUBOTA V1505 - DIESEL CONTROL BOX (748769)			
ITEM	PART NO.	REQ'D	DESCRIPTION
1	690042	1	BRACKET, MTG, WELD, DIESEL CONTROL BOX
2	710328	8	SCR-RHMS 8-32 X .37 ZP
3	712540	4	SCR-THMS 10-24 X .37 SS
4	748447	1	WIRING HARNESS, KUBOTA DSL CONTROL BOX
5	748447-1	1	WIRE ASSY, ORANGE
6	748447-2	1	WIRE ASSY, YELLOW
7	748762	1	CIRCUIT BREAKER, 12V 50A
8	748763-MCH	1	MOUNTING PLATE, MACHINED
9	748764	1	ENCLOSURE W/ METRIC KNOCKOUTS
10	748767	2	RELAY, 14 VDC 50/30 A
11	748768	1	CORDGRIP, M25, LIQUID TIGHT
12	748962	1	CIRCUIT BREAKER, 12V 40A
13	748963	2	CIRCUIT BREAKER BOOT
14	748964-1	2	ASSY, FUSE HOLDER
15	748967	2	SOCKET, RELAY
16	3400082	8	NUT-NYLOC 8-32 ZP

ENGINE KUBOTA V1505 DIESEL - ALTERNATOR, WATER PUMP, FAN, AND OIL PAN



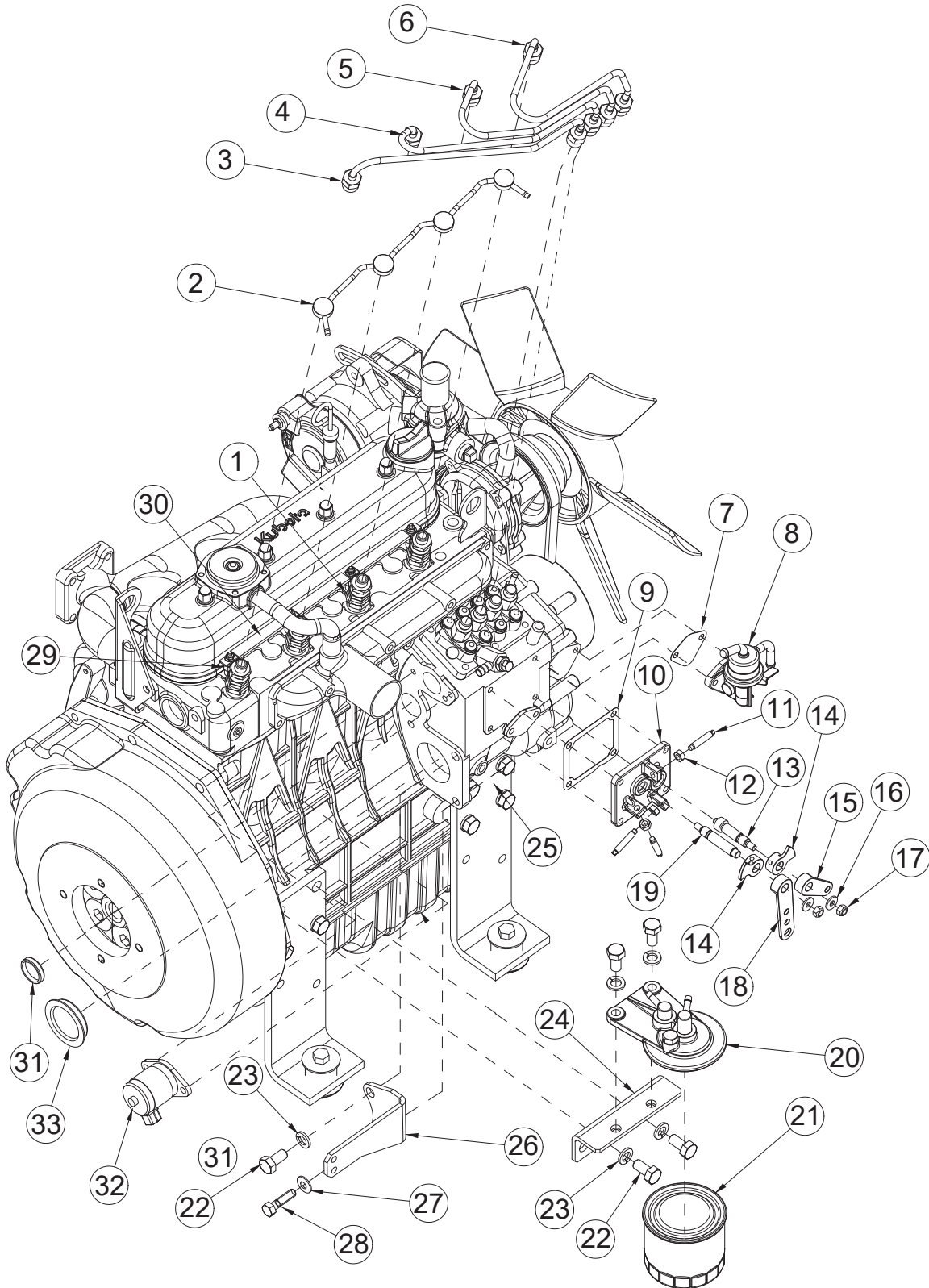
ENGINE KUBOTA V1505 DIESEL - ALTERNATOR, WATER PUMP, FAN, AND OIL PAN			
ITEM	PART NO.	QTY	DESCRIPTION
1	3336919	1	COVER-THERMOSTAT KUBOTA V1505
2	3350446	1	THERMOSTAT-KUBOTA V1505 & V2203
3	3336918	1	GASKET-THERMOSTAT KUBOTA V1505
4	3341070	1	SENDER-TEMPERATURE 12V KUBOTA V1505
5	3336939	1	HOUSING-THERMOSTAT KUBOTA V1505
6	3336915	1	GASKET-WATER FLANGE KUBOTA V1505
7	3336947	1	PLUG-THERMOSTAT HSG KUBOTA V1505
8	3336931	1	PIPE-WATER RETURN THERMOSTAT HSG
9	3336946	1	PIPE-WATER KUBOTA V1505
10	3330793	1	GASKET - KUBOTA V1505 WATER PUMP
11	3330792	1	PUMP - WATER, KUBOTA V1505
12	3336932	1	PIPE-WATER PUMP KUBOTA V1505
13	3329875	1	ALTERNATOR-KUBOTA V1505
14	3336067	1	STAY-DYNAMO
15	3331935	1	COVER-BELT
16	3330210	1	FAN - KUBOTA V1505 ENGINE (SP) 1
17	3336933	1	SPACER-FAN 10MM KUBOTA V1505
18	3336937	1	BOLT-PULLEY KUBOTA V1505
19	3336934	1	PULLEY-ENGINE KUBOTA V1505
20	3329867	1	BELT-KUBOTA V1505V
21	3336920	1	PAN-OIL KUBOTA V1505
22	661004	1	OIL DRAIN ASSY, V1505
23	3344822	1	DRAIN PLUG GASKET, KUBOTA
24	3338327	1	PLUG-DRAIN (BOTTOM)
25	3338328	1	GASKET-OIL PAN (ALTERNATE)
26	3344821	1	PLUG-DRAIN (SIDE) (ALTERNATE)
27	3337571	1	SEAL, OIL KUBOTA V1505
28	690116	1	ENGINE, DSL, DE-RATED - V1505, KUBOTA

ENGINE KUBOTA V1505 DIESEL - FLYWHEEL, STARTER, HEAD COVER, AND MANIFOLD



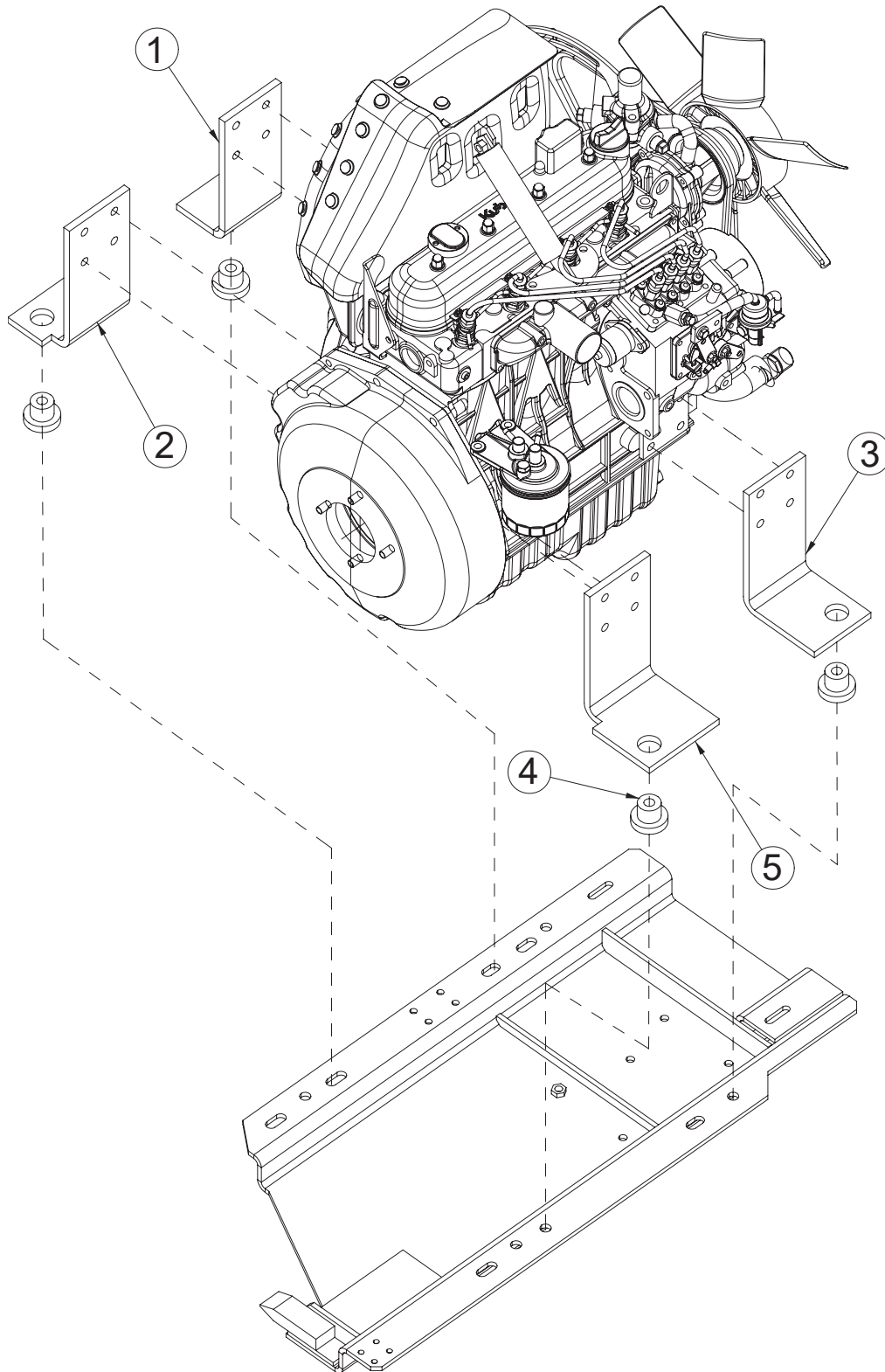
ENGINE KUBOTA V1505 DIESEL - FLYWHEEL, STARTER, HEAD COVER, AND MANIFOLD			
ITEM	PART NO.	QTY	DESCRIPTION
1	3334041	1	MANIFOLD-EXHAUST KUBOTA V1505
2	3333964	1	GASKET-EX-MANIFOLD KUBOTA V1505
3	3334278	1	GASKET - VALVE COVER KUBOTA V1505
4	3336910	1	COVER-CYLHEAD KUBOTA V1505
5	3337572	4	GASKET KUBOTA V1505
6	3336916	4	NUT-CYLHEAD COVER KUBOTA V1505
7	3337573	1	O-RING KUBOTA V1505
8	3336926	1	PLUG-OIL FILLER KUBOTA V1505
9	3337574	1	COVER, BREATHER KUBOTA V1505
10	3337575	1	VALVE BREATHER KUBOTA V1505
11	3337576	1	TUBE BREATHER KUBOTA V1505
12	3336911	1	MANIFOLD-INLET KUBOTA 1505
13	3337577	1	GASKET INTAKE MANIFOLD KUBOTA V1505
14	3336935	1	COMP-FLYWHEEL KUBOTA V1505
15	3329956	1	COUPLING-KUBOTA DIESEL V1505/D905
16	3329957	1	BELL HOUSING KUBOTA V1505 DIESEL
17	3336938	6	BOLT-FLYWHEEL KUBOTA V1505
18	3339628	1	ASSY-COCK DRAIN V1505
19	3324129	1	FILTER - OIL, 1505/905 KUBOTA DIE
20	3330402	1	STARTER - KUBOTA V1505, 12V
21	3301720	1	FTG-90 EL 1/8 FPT
22	3341069	1	SENDER-OIL PRESSURE 12V
23	3305640	1	FTG-NIPPLE 1/8BPT-1/8NPT BRASS
24	3336917	1	PLATE-REAR END V1505

ENGINE KUBOTA V1505 DIESEL - FUEL SYSTEM AND SPEED CONTROL



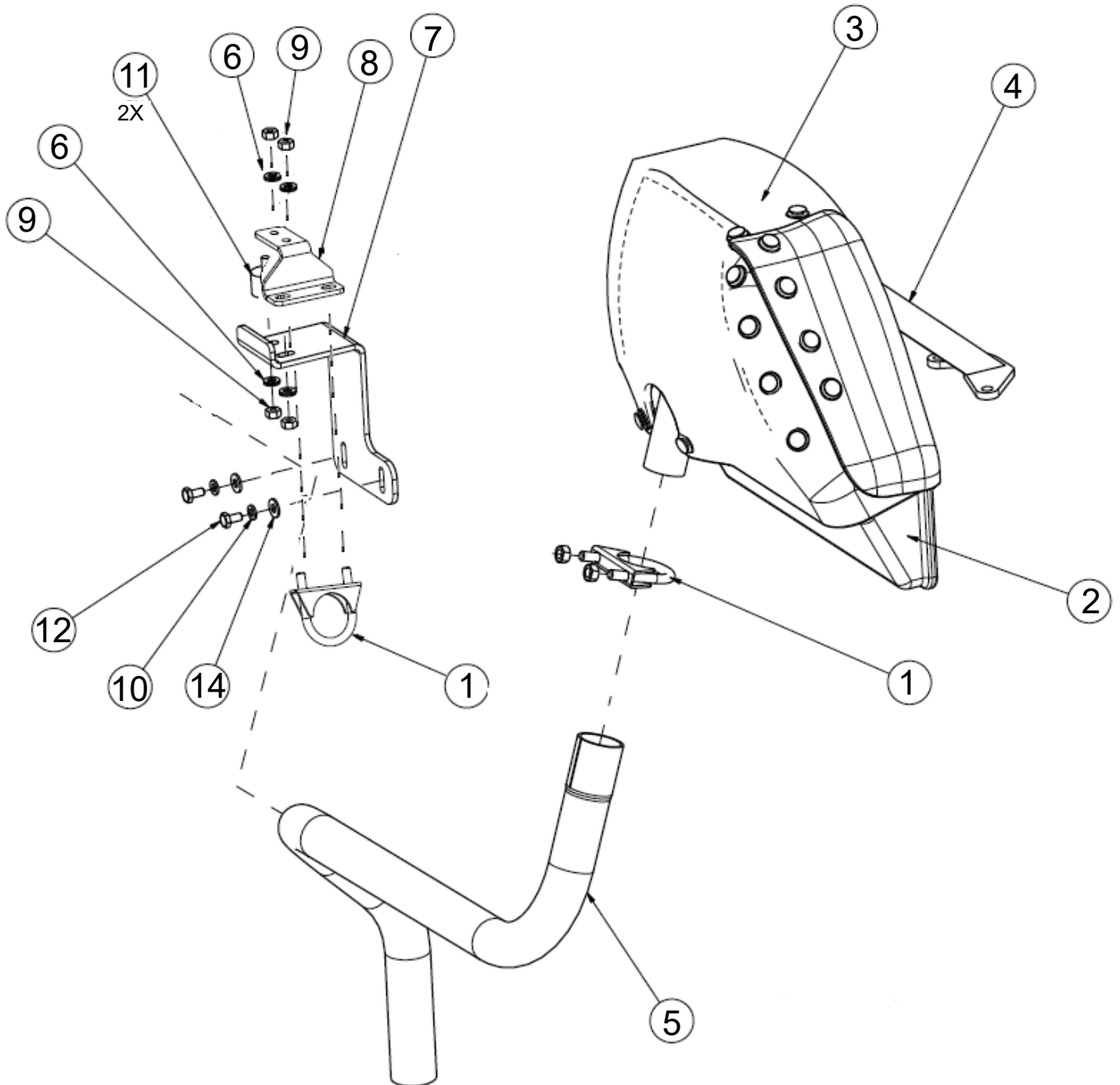
ENGINE KUBOTA V1505 DIESEL - FUEL SYSTEM AND SPEED CONTROL			
ITEM	PART NO.	QTY	DESCRIPTION
1	3330106	4	INJECTOR-KUBOTA V1505 DIESEL
2	3333567	1	FUEL LINE-KBA 1505 LEAK OFF LINE
3	3334998	1	PIPE INJECTION-KUBOTA V1505
4	3334997	1	PIPE INJECTION-KUBOTA V1505
5	3334996	1	PIPE INJECTION-KUBOTA V1505
6	3334995	1	PIPE INJECTION-KUBOTA V1505
7	3330693	1	KUBOTA 1505-FUEL PUMP GASKET
8	3330692	1	PUMP - FUEL, KUBOTA V1505 DIESEL
9	3336924	1	GASKET-CONTROL PLATE KUBOTA V1505
10	3336943	1	PLATE-SPEED CONTROL KUBOTA V1505
11	3336944	3	BOLT-ADJUSTING SPEED CONTROL KUBOTA
12	3336976	3	HUT-HEX JAM 6MM
13	3336948	1	SHAFT-LEVER STOP SPEED CONTROL KUBOTA
14	3336942	2	LEVER-SPEED CONTROL KUBOTA V1505
15	3336945	1	LEVER-ENGINE STOP KUBOTA V1505
16	3336969	2	WASHER-PLAIN 15MM OD X 6MM ID X 1
17	3336970	2	NUT-HEX LOCK 6MM
18	3336941	1	LEVER-SPEED CONTROL KUBOTA V1505
19	3336949	1	LEVER-GOVERNOR KUBOTA V1505
20	3305882	1	MOUNT, FUEL FILTER KUBOTA PNTD
21	3303324	1	FILTER - FUEL KUBOTA DSL (SP)
22	3400293	5	SCR-HEX 10MMX1.25PX20MM ZP
23	3401458	5	WSH-LOCK, 10 MM ZP
24	3336912	1	BRACKET-FUEL FILTER KUBOTA V1505
25	3400390	1	NUT-FLANGE LOCK 5/16-18
26	3350331	1	MOUNT-THROTTLE KBA 1505 DSL
27	3400384	1	WASHER CONICAL SPRING 5/16
28	3400034	1	SCR-HEX,5/16-18X1.25 ZP
29	3330795	4	GLOW PLUG KUBOTA V1505
30	3337578	1	CORD GLOW PLUG KUBOTA V1505
31	3336927	1	PLUG-ENGINE KUBOTA V1505
32	3334549	1	KIT-SOLENOID FUEL SHUT-OFF W/ JUMPER
33	3336925	1	COVER HYDRAULIC PUMP-ENGINE KUBOTA V1505

ENGINE KUBOTA V1505 DIESEL - MOTOR MOUNTING



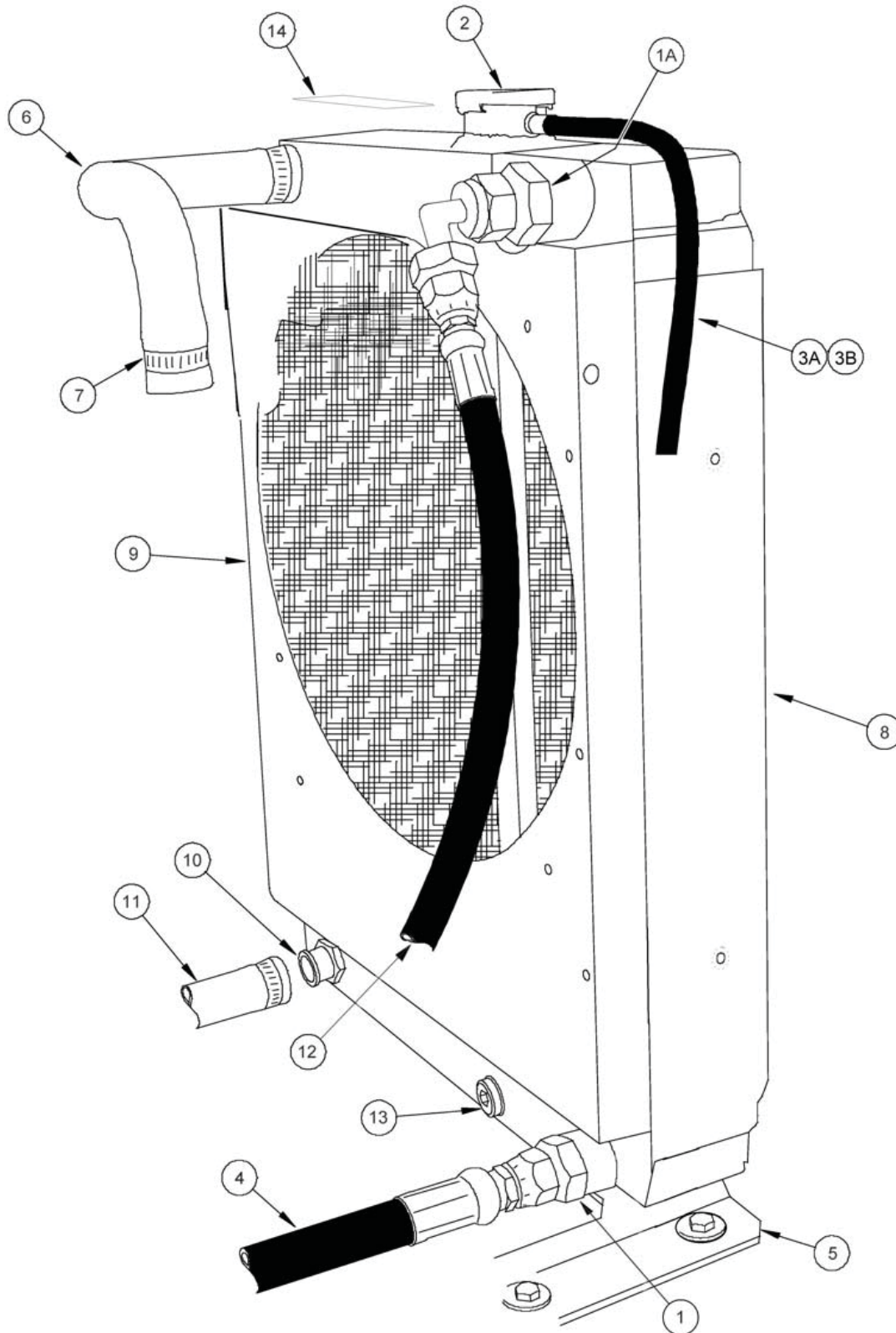
ENGINE KUBOTA V1505 DIESEL - MOTOR MOUNTING			
ITEM	PART NO.	REQ'D	DESCRIPTION
1	690032	1	ENGINE MOUNT, OUTER, AM9D, KUBOTA V1505
2	690032	1	ENGINE MOUNT, OUTER, AM9D, KUBOTA V1505
3	690031	1	ENGINE MOUNT, INNER, AM9D, KUBOTA V1505
4	3300464	4	ISOLATOR-RUBBER, 1.24 DIAx1.25 LG
5	690031	1	ENGINE MOUNT, INNER, AM9D, KUBOTA V1505
-	3350329	1	BRKT-HOSE RET., FRONT, KUBOTA V1505 DIESEL (NOT SHOWN)
-	3333301	1	BRKT-HOSE RET., REAR, KUBOTA V1505 DIESEL (NOT SHOWN)

ENGINE KUBOTA V1505 DIESEL - EXHAUST DETAIL



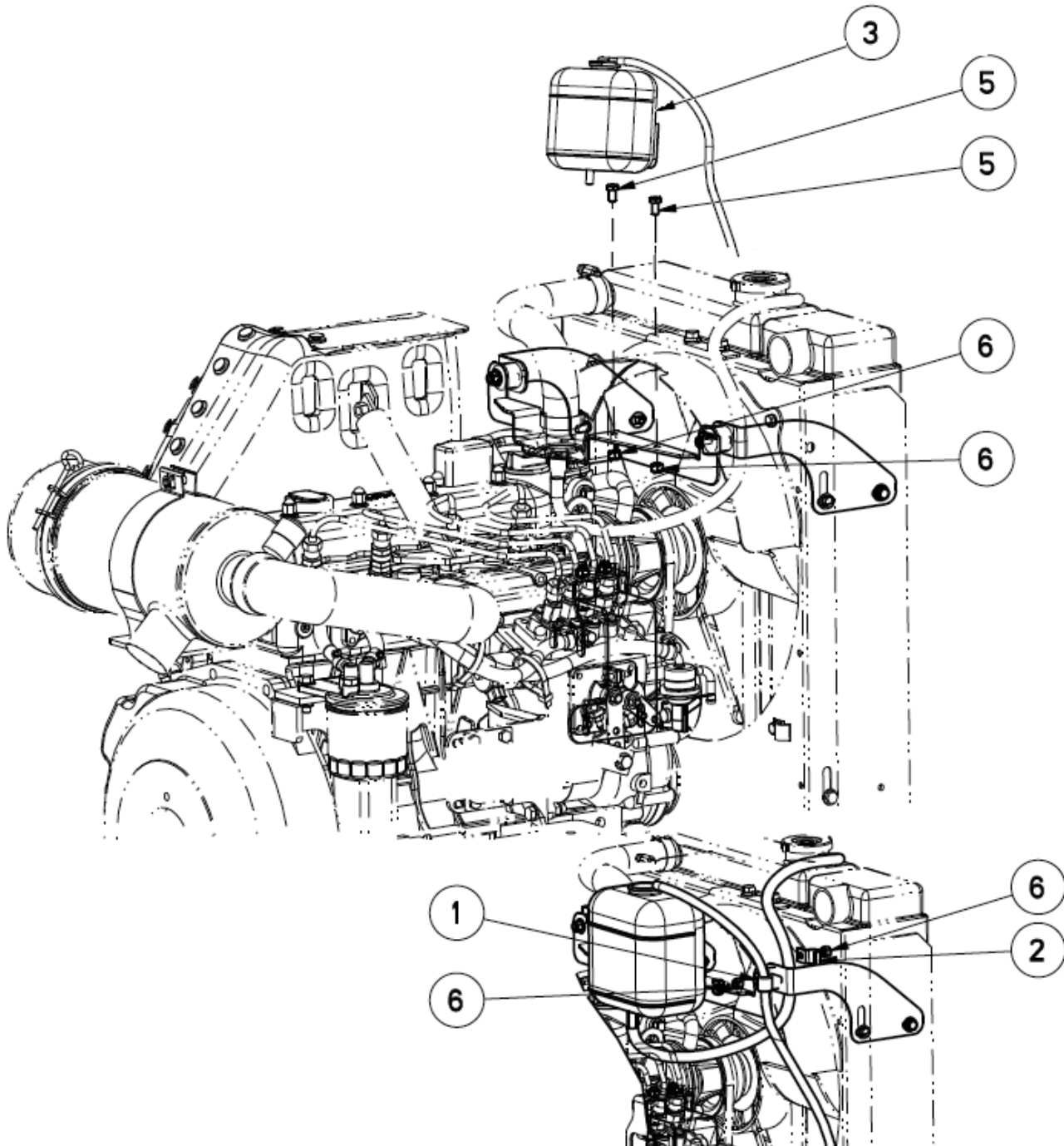
ENGINE KUBOTA V1505 DIESEL - EXHAUST DETAIL			
ITEM	PART NO.	REQ'D	DESCRIPTION
1	3301641	2	CLAMP-EXHAUST 1 1/2
2	3330627	1	MUFFLER-KUBOTA V1505 BOX
3	3330629	1	BLANKET-KUBOTA V1505E BOX EXHAUST
4	EPS2655	1	STAY MUFFLER
5	3335036	1	EXHAUST-KUBOTA V1505 9X
6	3401570-7W	4	WASHER-NORD-LOCK, 1/4, 0.53 OD
7	3336632	1	PLT - EXHAUST MNT BRKT
8	690113	1	BRACKET, UPPER EXHAUST HANGER, 9X/AM9D
9	3400071	4	NUT-HEX 1/4-20
10	3400103	2	WASHER-LOCK 1/4 SPLIT
11	3344112	2	ISO-CYL, 1 DIA X 3/4 X 1/4-20,
12	3400043	2	SCR-HH 1/4-20 X .50 ZINC
14	3400089	2	WASHER-FLAT 1/4 STANDARD
15	3335134	1	EXHAUST FUNNEL, ARMA
16	713002	4	BLT-HH 1/4-20 X .75 #5 ZINC
17	3400383	4	WASHER-CONICAL SPRING 1/4
18	711425	4	NUT-FLANGED WIZZ 1/4-20 STL ZP

ENGINE KUBOTA V1505 DIESEL - RADIATOR DETAIL



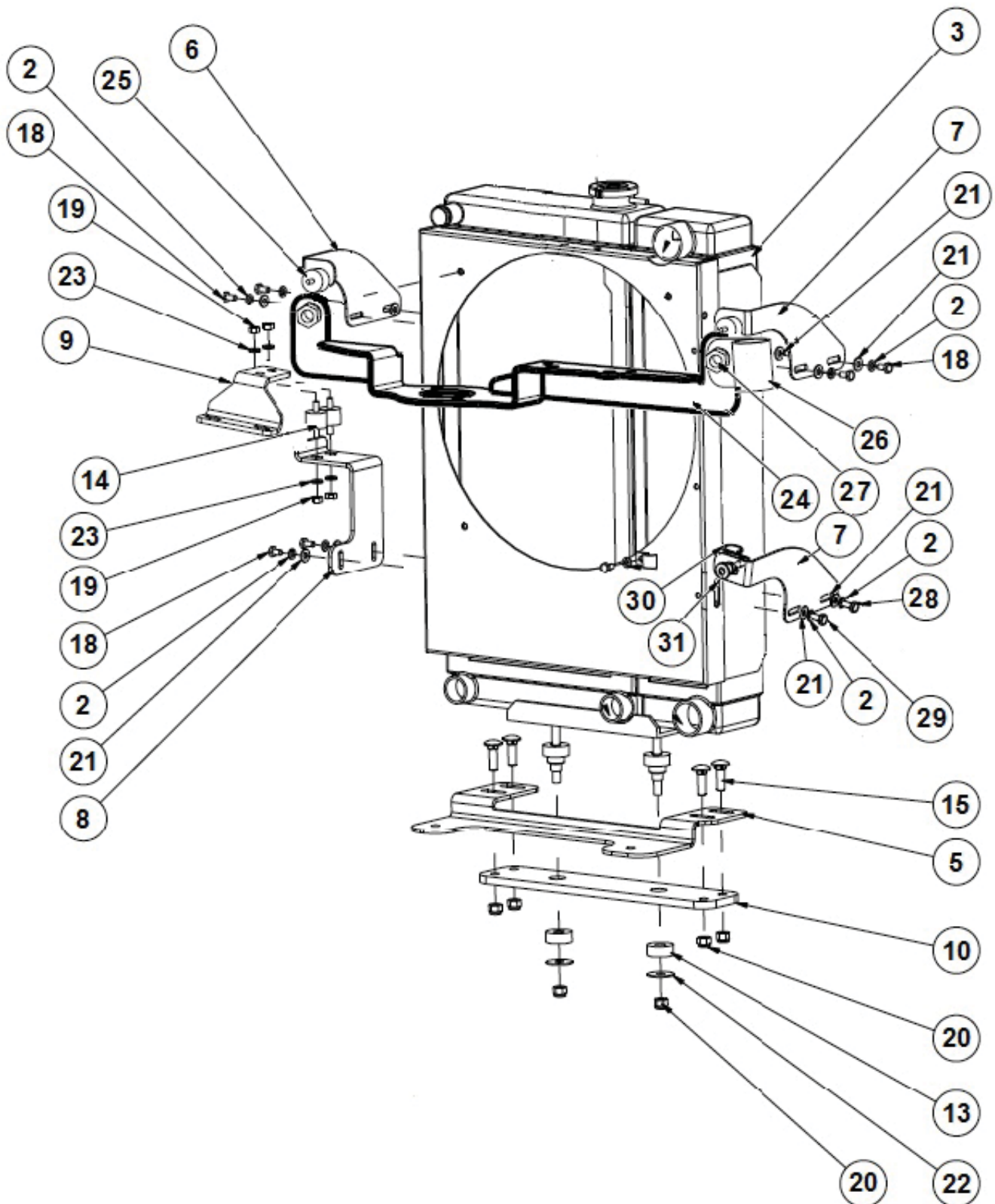
ENGINE KUBOTA V1505 DIESEL - RADIATOR DETAIL			
ITEM	PART NO.	REQ'D	DESCRIPTION
1	675503	1	FTG-STR THD CONNECTOR -12 ORFS TO -16 S
1A	675530	1	FTG-STR THD CONNECTOR -8 ORFS TO -16 S
2	3336527	1	RADIATOR CAP
3A	690019	24"	HOSE, RADIATOR TO OVERFLOW BOTTLE, 21" LENGTH
3B	690019	36"	HOSE, OVERFLOW BOTTLE EXIT, 36" LENGTH
4	675419	1	HYD HOSE - RAD OUT TO RESV
5	690033	1	MOUNT-RADIATOR HYD W/COOLER
6	3332643	2	HOSE-UPPER RADIATOR, KUBOTA 1505
7	3303255	4	CLAMP-HOSE 1.75 DIA NOMINAL
8	690125	1	RADIATOR-OIL COOLER, LP/GAS/DSL
9	690150	1	ASSY, FAN SHROUD, DSL/LP/GAS
10	3333489	1	FTG-RADIATOR HOSE
11	690020	1	LOWER RADIATOR HOSE, AM9D
12	675418	1	HYD HOSE - FILTER OUT TO RAD
13	3333488	1	FTG-PLUG, RADIATOR
14	3301733	2	DECAL-WARNING FAN (RAD SHROUD)
--	690225	4	CLAMP- HOSE .460 (NOT SHOWN - USED WITH ITEMS 3A and 3B ON EACH END)

ENGINE KUBOTA V1505 DIESEL - RADIATOR COOLANT TANK & MOUNT



ENGINE KUBOTA V1505 DIESEL - RADIATOR COOLANT TANK & MOUNT			
ITEM	PART NO.	REQ'D	DESCRIPTION
1	713527	1	P-CLAMP, VINYL COVERED, 1/2 DIA
2	3301158	1	CLAMP-CABLE 11/16" DIA CLAMP-SADDLE TYPE 5/16" DIA.
3	3344101	1	RESERVOIR ASSY
4	3344112	4	ISOLATOR- CYLINDRICAL, 1 DIA X 3/4 X 1/4-20,
5	713002	6	BLT-HH 1/4-20 X .75 #5 ZINC
6	711373	10	NUT-NYLOC 1/4-20

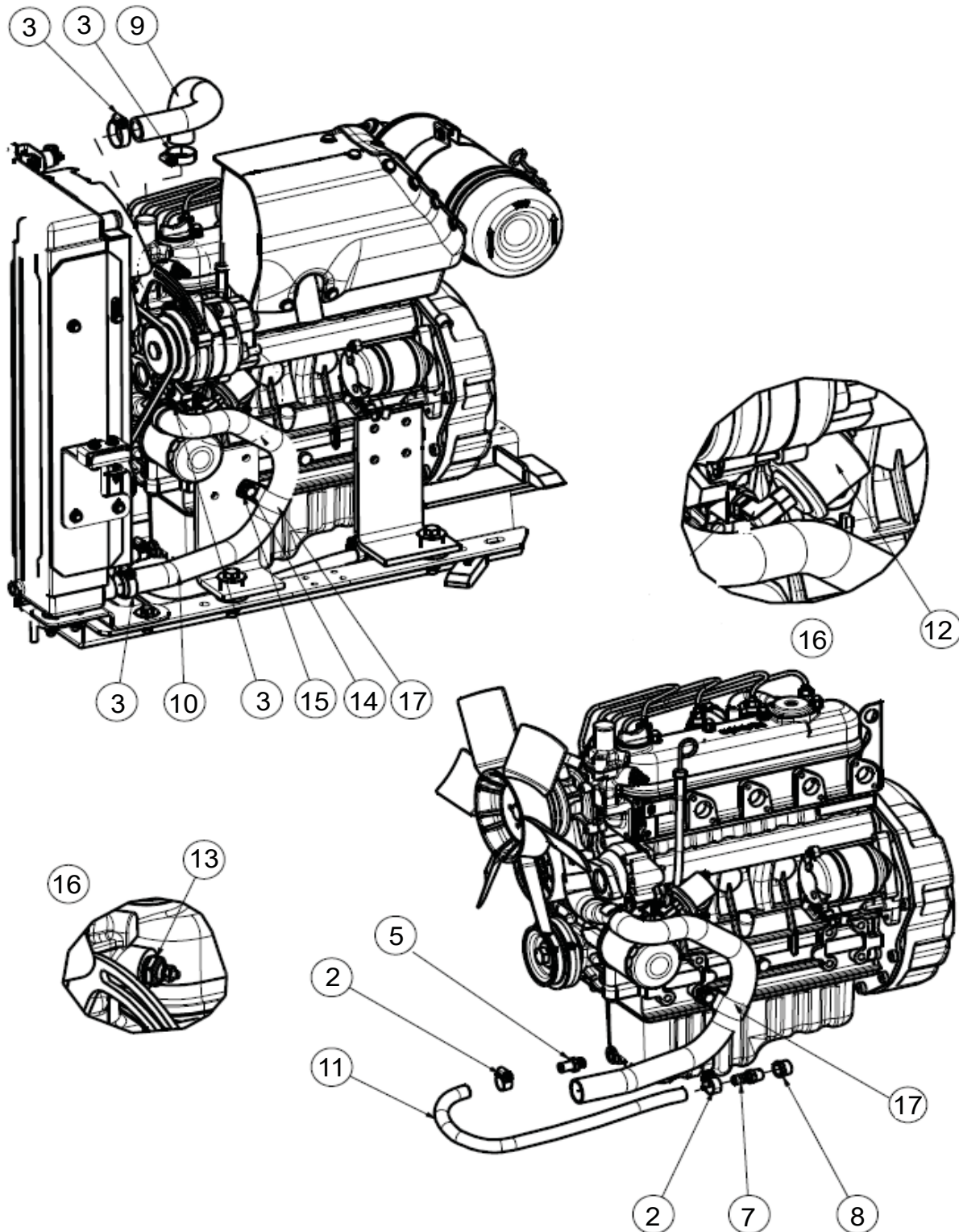
ENGINE KUBOTA V1505 DIESEL - RADIATOR ASSEMBLY & MOUNTING BRACKETS



ENGINE KUBOTA V1505 DIESEL - RADIATOR ASSEMBLY & MOUNTING BRACKETS

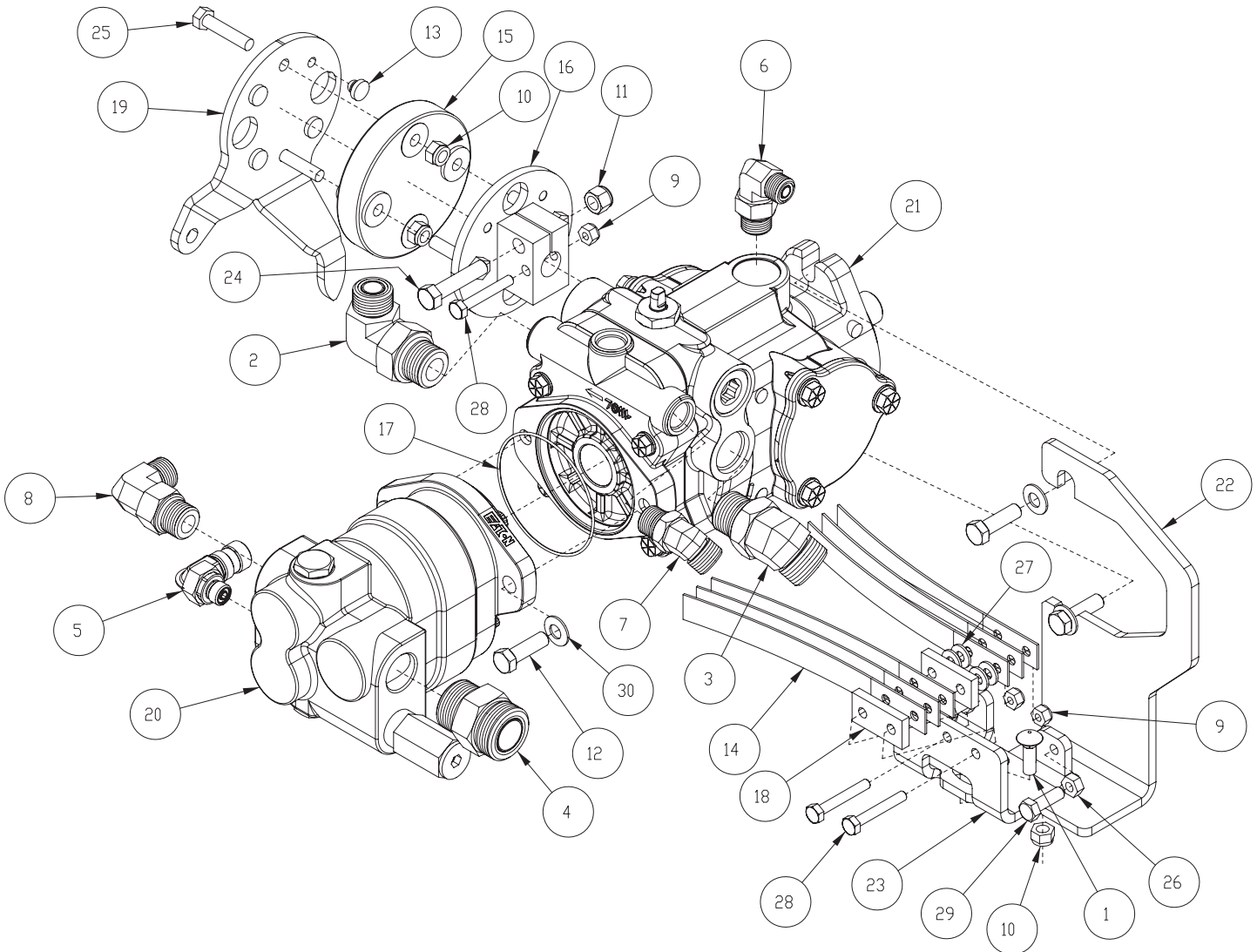
ITEM	PART NO.	REQ'D	DESCRIPTION
1	3301158	1	CLAMP-SADDLE TYPE 11/16" DIA.
2	3400103	8	WASHER-LOCK 1/4 SPLIT
3	690125	1	RADIATOR-OIL COOLER COMBO
4	690150	1	ASSY, FAN SHROUD, DSL/LP/GAS
5	690033	1	PLATE- BASE, RADIATOR MOUNT, AM9D
6	3336627	1	PLT-RADIATOR MNT, RH TOP
7	3336629	2	PLT - RADIATOR MNT, LH TOP
8	3336632	1	PLT - EXHAUST MNT BRKT
9	690113	1	PLT - EXHAUST MNT, UPPER BRKT
10	3336634	1	PLT - RADIATOR MNT
13	3344110	2	ISOLATOR-BONDED BUSHING BOTTOM RADIATOR
14	3344112	2	ISOLATOR- CYLINDRICAL, 1 DIA X 3/4 X 1/4-20,
15	3400007	4	SCR-CAR,3/8-16X1.25
18	711207	6	BLT-HH 1/4-20 X 1.00 STL ZINC
19	3400071	4	NUT-HEX 1/4-20
20	711380	6	NUT-NYLOC 3/8-16
21	3400089	8	WASHER-FLAT 1/4 ZP
22	3400278	2	WASHER-FENDER 3/8
23	3401570-7W	4	WASHER-NORD-LOCK, 1/4, 0.53 OD
24	661133	1	BRKT, RADIATOR, UPPER
25	3334426	1	ISOLATOR-RAD MNT
26	713527	1	P-CLAMP, VINYL COVERED, 1/2 DIA
27	711374	2	NUT-NYLOC 5/16-18 ZP
28	713001	1	SCR-HH 1/4-20 X .62 PLAIN GR 5
29	713002	1	SCR-HH 1/4-20 X .75 ZP 5
30	82-54-A	1	CLAMP-P .75 I.D. 5/16 DIA.
31	711228	1	SCR-HH 5/16-18 X .75 ZP GR 5

ENGINE KUBOTA V1505 DIESEL - RADIATOR ASSEMBLY, CLAMPS, HOSES & SENDERS



ENGINE KUBOTA V1505 DIESEL - RADIATOR ASSEMBLY, CLAMPS, HOSES & SENDERS			
ITEM	PART NO.	REQ'D	DESCRIPTION
2	713527	2	CLAMP-HOSE 1/2 NOM
3	3301158	4	CLAMP-HOSE 1.25 NOM
5	3345502	1	ADAPTER, OIL DRAIN - MALE/FEMALE
7	3345503	1	FTG-BRASS,3/8" BARB X 1/4" MALE NPT
8	3345506	1	FTG-BRASS,3/8" BARB X 1/4" FEMALE NPT
9	3332643	1	HOSE-RAD UPPER 1505
10	690020	1	HOSE-RAD LOWER 1505
11	3345505	1	HOSE - 1/2" ID X 24" PCV OIL DRAIN
12	3341069	1	SENDER-OIL PRESSURE 12V
13	3341070	1	SENDER-TEMPERATURE 12V
14	711206	2	SCR-HH 1/4-20 X .87 ZP GR 5
15	3400385	1	WASHER-CONICAL SPRING 3/8
16	3401122	0.100	565 PST. Thrd Slnt 50ml (WHITE LOCTITE 565)
17	3343082	1	CLAMP-PIPE, 9/16 DIA, INSULATED

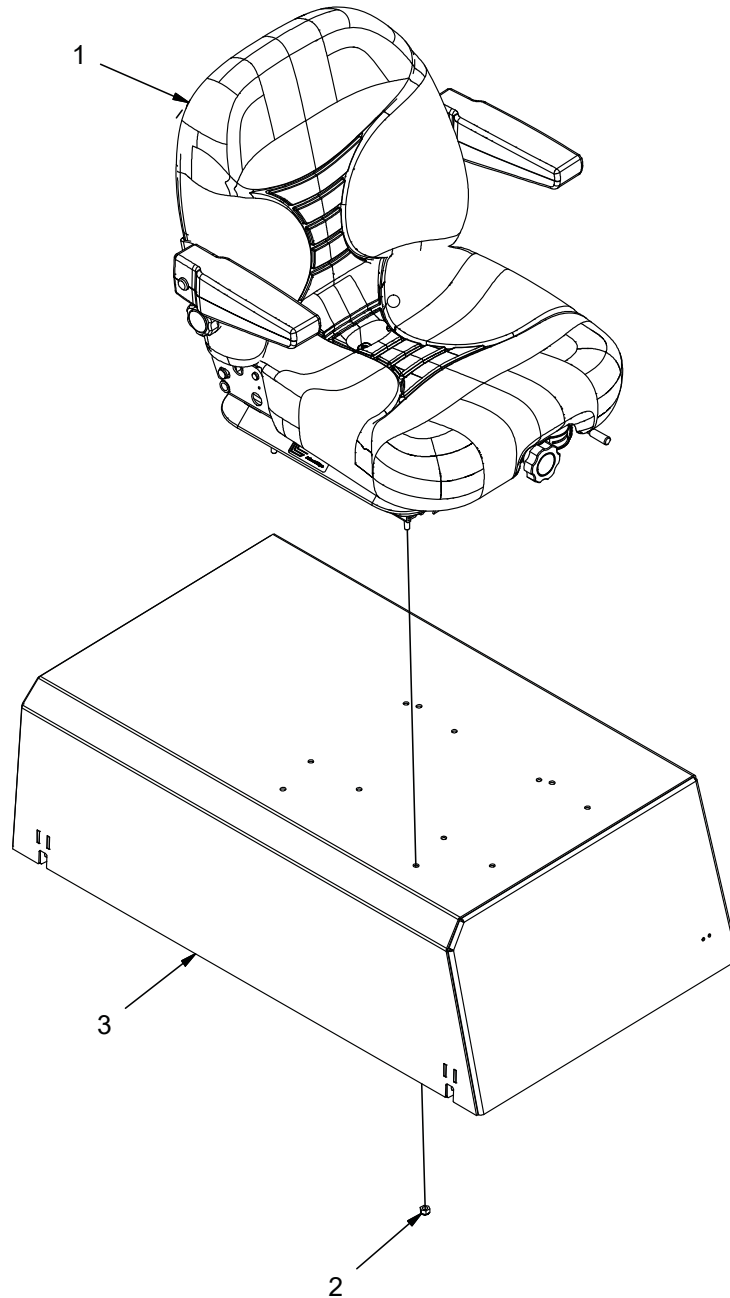
ENGINE KUBOTA V1505 DIESEL - HYDRAULIC PUMP DETAIL



ENGINE KUBOTA V1505 DIESEL - HYDRAULIC PUMP DETAIL			
ITEM	PART NO.	REQ'D	DESCRIPTION
1	70-516-16	2	BLT-CARR 5/16-18 X 1 ZINC
2	675500	1	FTG-STR ELBOW -10 ORFS TO -12 SAE
3	675502	1	FTG-45 DEG STR ELBOW -12 ORFS TO -12 SAE
4	675505	1	FTG-STR THD CONNECTR -16 ORFS TO -16 SAE
5	675512	1	FTG-STR THD ELBOW -4 ORFS TO -8 SAE
6	675520	1	FTG-STR THD ELBOW -6 ORFS TO -8 SAE
7	675527	1	FTG-45 DEG STR THREAD ELBOW -8 ORFS TO
8	675528	1	FTG-STR THD ELBOW -8 ORFS TO -10 SAE
9	711373	3	NUT-NYLOC 1/4-20
10	711374	6	NUT-NYLOC 5/16-18
11	711380	1	NUT-NYLOC 3/8-16
12	713043	4	BLT-HH 3/8-16 X 1.25 #5
13	3300526	8	BUMPER-RUBBER 1/4 ID X 1/8 THK
14	3300543	6	SPRING-FWD/REV RETURN
15	3301507	1	COUPLING-RUBBER, DIR CONTROL
16	3301544	1	DISC FWD/REV ZP
17	3303711	1	ORING-STATIC SEAL 3.239 ID
18	3303918	2	SPACER-FWD/REV BRACKET ZP
19	3307219	1	PLATE-DIRECTIONAL CONT PLTD SW/A
20	3321397	1	PUMP-AUX HYDRAULIC (9XR, 9XD, 10X, AM9D)
21	3335072	1	PUMP-PISTON, VARIABLE, 1.44 CIR, PROPEL
22	3335200	1	PLATE- FWD/REV SPRING MNT V1505
23	3335301	1	BRKT-FWD/REV ZP. 9X
24	3400027	1	SCR-HEX, 3/8-16X1.75 ZP
25	3400033	4	SCR-HEX, 5/16-18X1.50 ZP
26	3400069	2	NUT-HEX 5/16-24 ZP
27	3400089	4	WASHER-FLAT 1/4 STANDARD ZP
28	3400173	3	SCR-HH, 1/4-20X1.75, PART THRD, GR 5, ZP
29	3400221	2	SCR-HH, 5/16-24X1.00 GR 5, ZP
30	3400385	4	WASHER-CONICAL SPRING 3/8

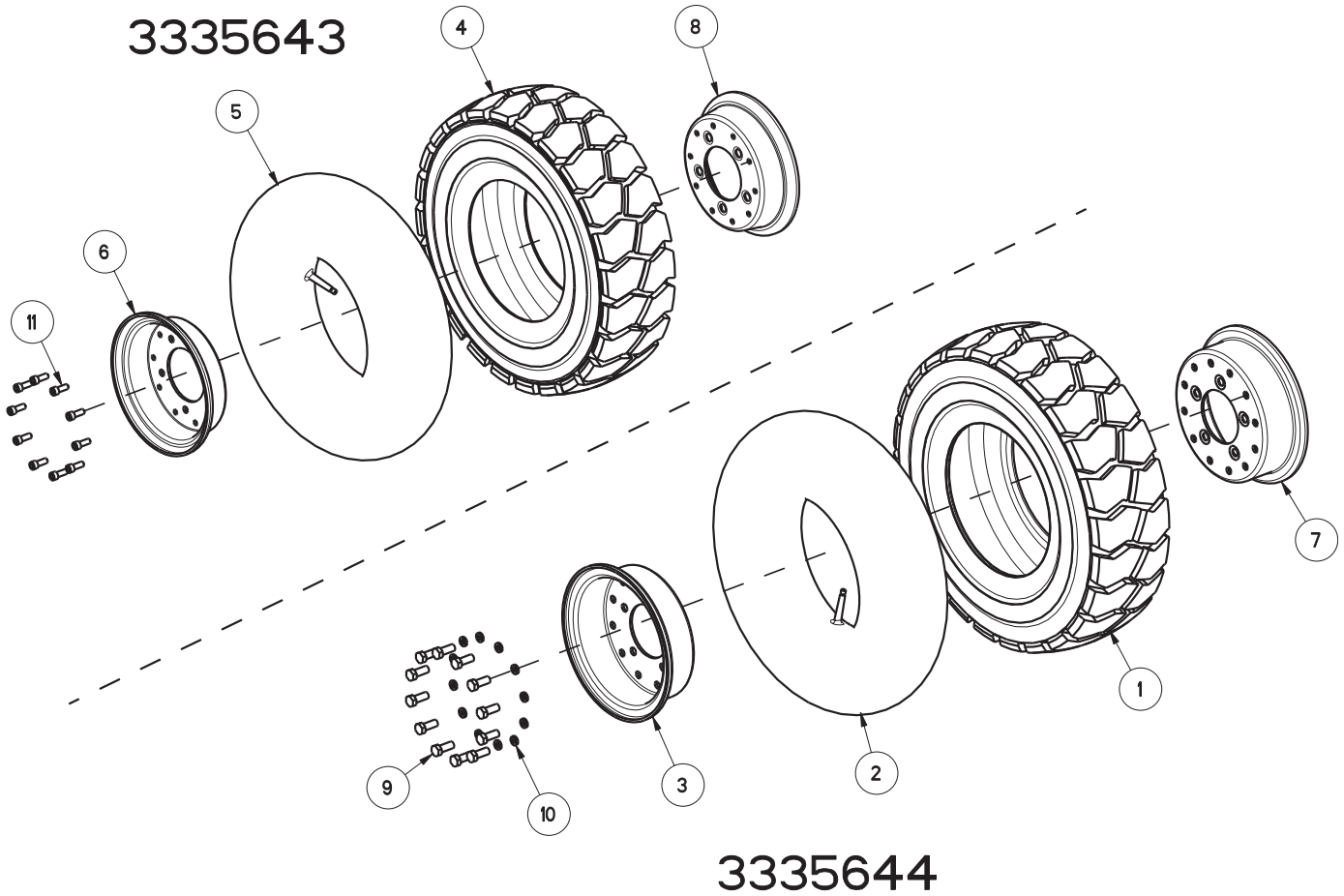
OPTIONS

OPT - MICHIGAN SUSPENSION SEAT (600005)



OPT - MICHIGAN SUSPENSION SEAT (600005)			
ITEM	PART NO.	REQ'D	DESCRIPTION
1	3342103	1	SEAT,MICHIGAN SUSPENSION
2	711374	4	NUT-NYLOC 5/16-18 ZP
3	***		PUMP COVER

OPT - TIRES PNEUMATIC WITH WELDED NUTS (660075)

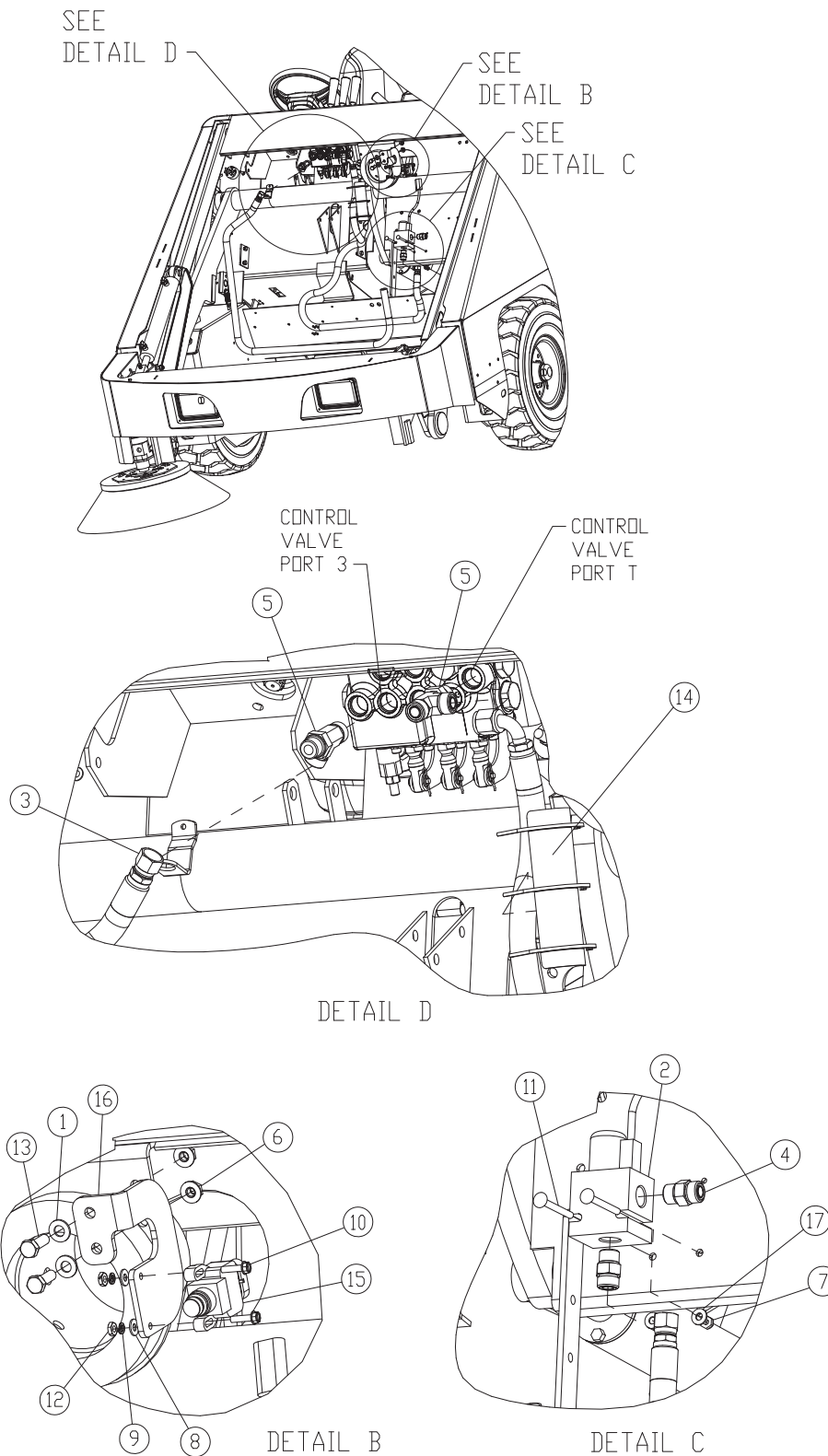


OPT - TIRES PNEUMATIC WITH WELDED NUTS (660075)

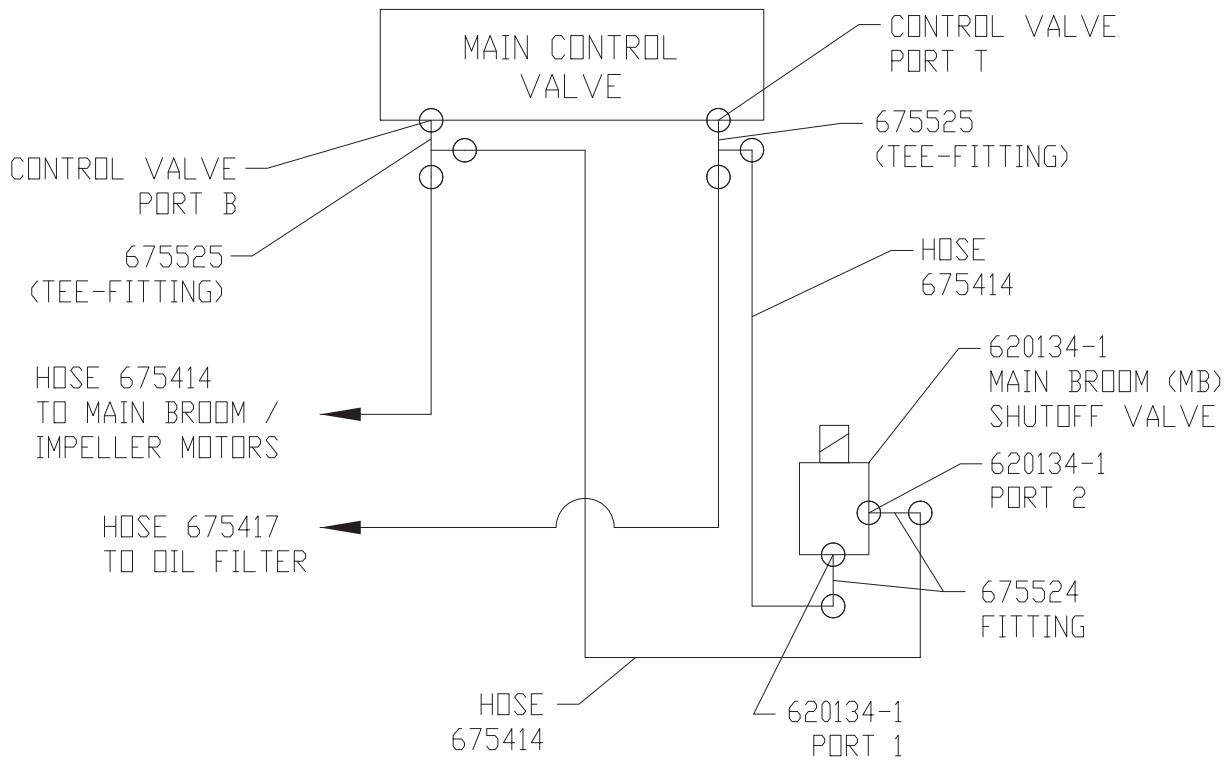
ITEM	PART NO.	REQ'D	DESCRIPTION
1	3307252	1	TIRE-PNEUMATIC 650x10(W/TUBE)
2	3307253	1	TUBE-TIRE INNER, 650x10
3	3307254	1	RIM-FRONT INNER SW/A PNTD
4	3307256	1	TIRE-PNEUMATIC 6.00 X 9
5	3307257	1	TUBE-TIRE 600 X 9
6	3307258	1	RIM-REAR INNER SW/A
7	3335719	1	RIM-FRONT OUTER, 12 WELDED NUTS
8	3335720	1	RIM-DRIVE OUTER, 10 WELDED NUTS
9	3400022	12	SCR-HEX, 1/2-13X1.25 GR 5 ZP
10	3400098	12	WASHER-LOCK 1/2 SPLIT ZP
11	3401607	10	SCR-SOC, 3/8-16 X 1.0, ZP

OPT - RAISE HOPPER, MAIN BROOM SHUT OFF (690100)

(CONTINUED NEXT PAGE)

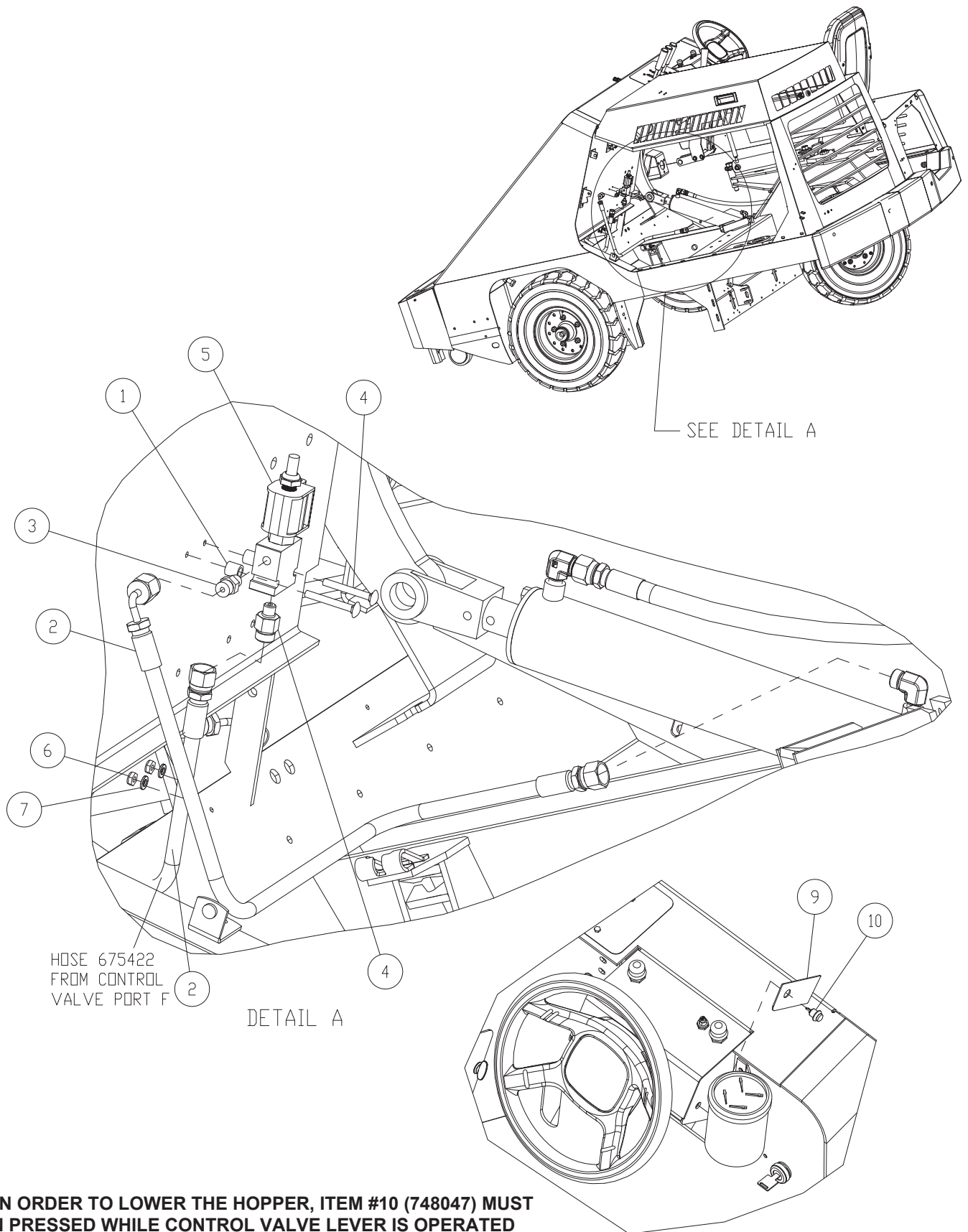


OPT - RAISE HOPPER, MAIN BROOM SHUT OFF (690100)			
ITEM	PART NO.	REQ'D	DESCRIPTION
1	600941	2	WASHER .344 ID x .688 OD x.065 THICK STE
2	620134-1	1	ASSY VALVE, SOLENOID N/C
3	675414	2	HYD HOSE - CONT VALVE TO IMP MOTOR
4	675524	2	FTG-STR THD CONNECTOR -8 ORFS TO -8 SA
5	675525	2	FTG-STR THD RUN TEE -8 ORFS TO -8 SAE
6	711379	2	NUT-FLANGED WIZZ 5/16-18
7	711387	2	NUT-NYLOC 1/4-20 1/2NUT
8	711503	2	WSR-FLT #10 (SPECIAL FLAT WASHER)
9	711543	2	WSR-HELICAL #10
10	712550	2	SCR-IHWH SLOT 10-32X.75 18-8 SS
11	712573	2	BLT-CARR 1/4-20 X 2.50 SS
12	712636	2	NUT-HEX 10-32 SS
13	713027	2	BLT-HH 5/16-18 X 1 #5 ZP
14	730690	1	4" HOSE PROTECTOR (10 PK)
15	3335945	1	SWITCH-COBO W/ AMP CONNECTOR
16	3337340	1	PLT - HOPPER POSITION SWITCH MOUNT
17	3400089	2	WASHER-FLAT 1/4 STANDARD ZP



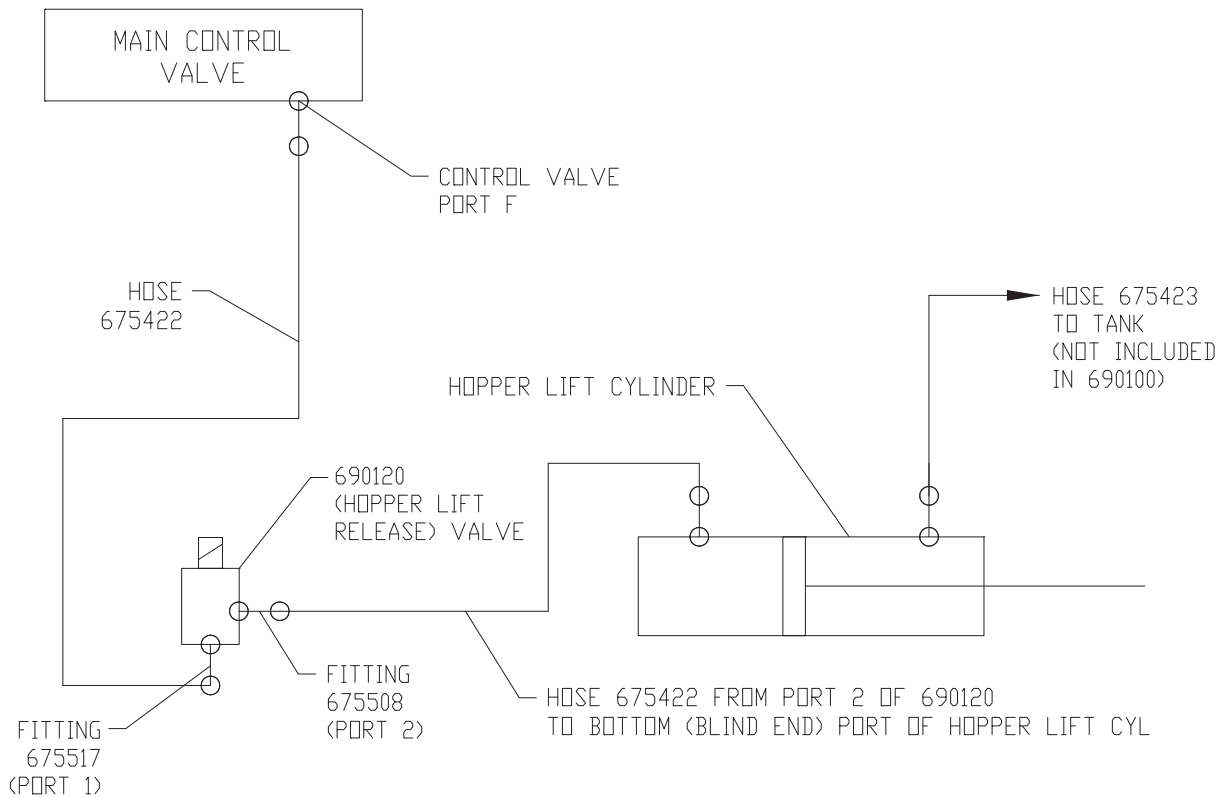
MAIN BROOM SHUTOFF
HYDRAULIC CIRCUIT (ISOLATED)

OPT - RAISE HOPPER, MAIN BROOM SHUT OFF (690100) - CONTINUED



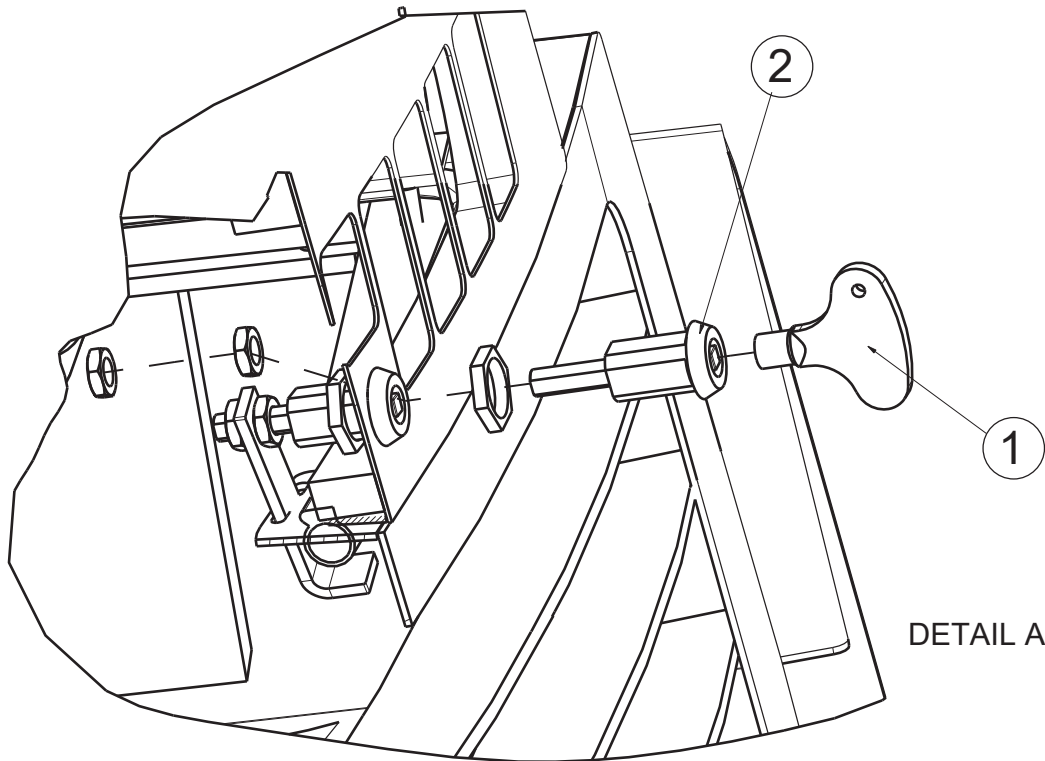
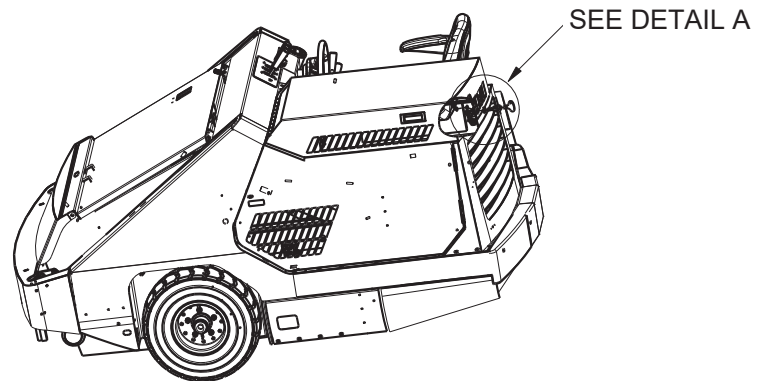
NOTE: IN ORDER TO LOWER THE HOPPER, ITEM #10 (748047) MUST REMAIN PRESSED WHILE CONTROL VALVE LEVER IS OPERATED

OPT - RAISE HOPPER, MAIN BROOM SHUT OFF (690100)			
ITEM	PART NO.	REQ'D	DESCRIPTION
1	600114	2	SPACER, .328 B .498 OD .500 ,SS
2	675422	2	HYD HOSE - LIFT CYL TO CONT VALVE E
3	675508	1	FTG-STR THD CONNECTOR -4 ORFS TO -4 SA
4	675517	1	FTG-STR THD CONNECTOR -6 ORFS TO -4 SA
5	690120	1	ASSY, HOPPER RETURN VALVE, 9X CE
6	711387	2	NUT-NYLOC 1/4-20 1/2NUT
7	711566	2	WSR-FLT .259 X .50 X .065
8	712572	2	BLT-CARR 1/4-20 X 2.00 SS
9	690151	1	DECAL, HOPPER UNLOCK - 9X CE
10	748047	1	SECONDHAND OPERATION PUSH BUTTON



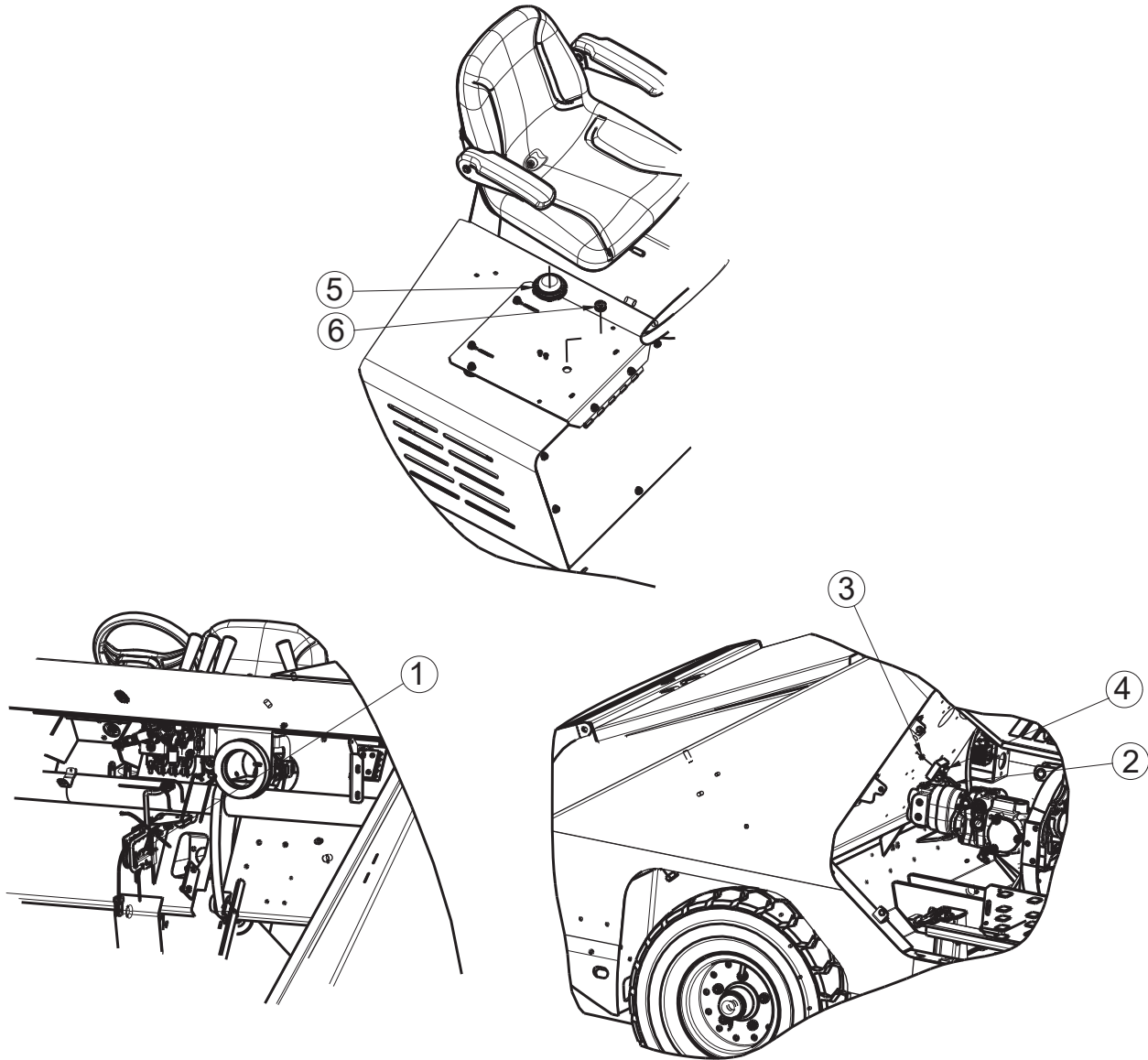
HOPPER LIFT CYL RELEASE
HYDRAULIC CIRCUIT (ISOLATED)

OPT - KEY LATCH 9X (690102)



OPT - CE KEY LATCH 9X (690102)			
ITEM	PART NO.	REQ'D	DESCRIPTION
1	3343016	1	KEY-LATCH 7MM SQUIRE
2	3343017	1	LATCH-VISE ACTION LARGE, KEYED


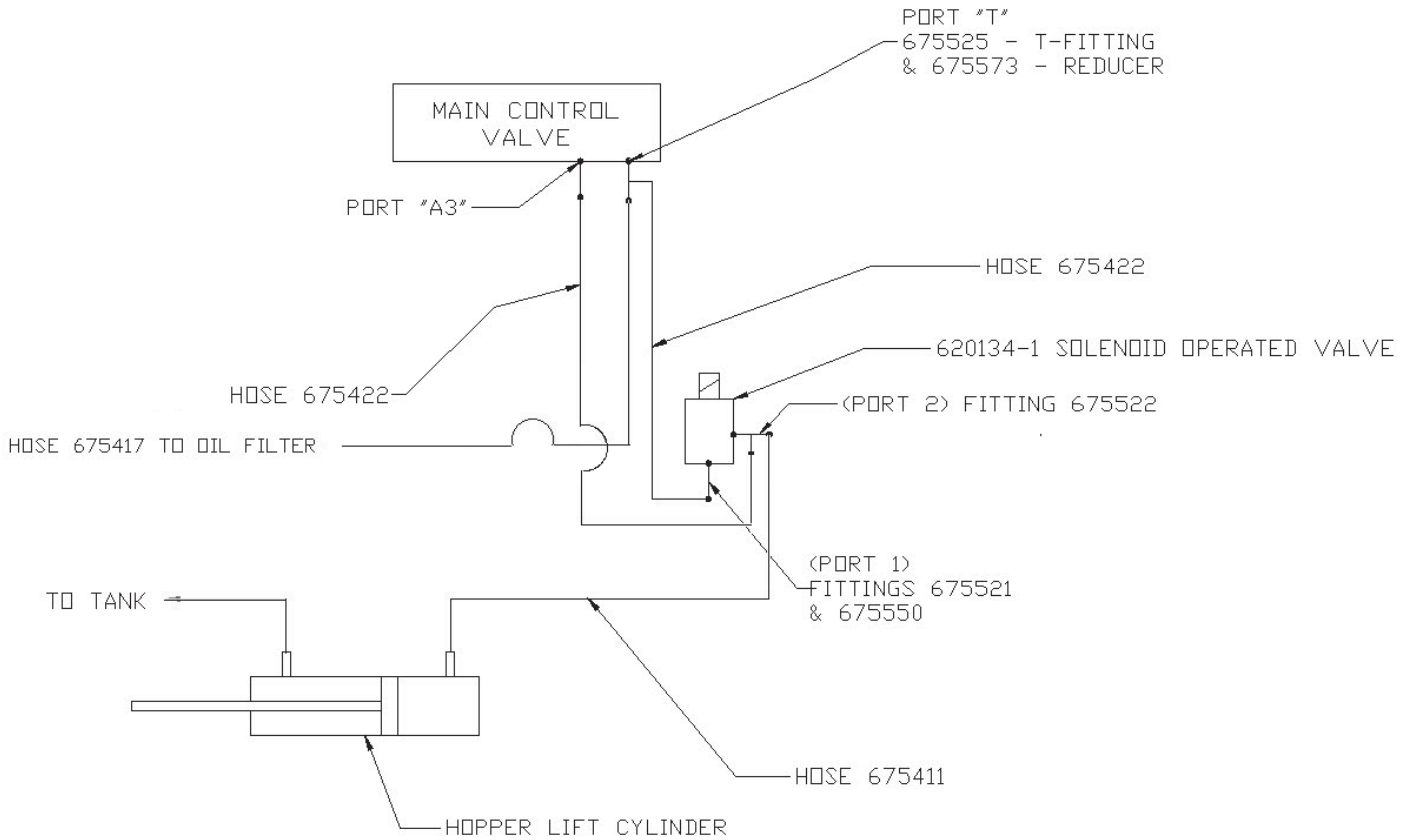
OPT - SEAT SWITCH ENGINE SHUT OFF (690147)



OPT - SEAT SWITCH ENGINE SHUT OFF (690147)

ITEM	PART NO.	REQ'D	DESCRIPTION
1	690322	1	GROUP, SEAT SWITCH BYPASS - 9X
2	711210	1	BLT-HH 1/4-20 X 1.25 STL ZINC FULL THRD
3	711373	1	NUT-NYLOC 1/4-20
4	741036	1	TIMER-RELAY-TRUE OFF 12V 3 SEC
5	748445	1	DELTA SW - N/O TWIST LOCK
6	3311564	1	GROMMET-RUBBER, 1/2 ID

OPTION - HOPPER PRESSURE BYPASS (690231)



OPTIONS

OPTION - HOPPER PRESSURE BYPASS (690231)

PART NO.	REQ'D	DESCRIPTION
3335945	1	SWITCH-COBO W/ AMP CONNECTOR
3337340	1	PLT - HOPPER POSITION SWITCH MOUNT
3400035	2	SCR-HH 5/16-18 X 1.00 ZP GR 5
3400384	2	WASHER-CONICAL SPRING 5/16
620134-1	1	ASSY VALVE, SOLENOID N/C
675411	1	HYD HOSE - PS UNIT TO ROT ACT P2
675422	1	HYD HOSE - LIFT CYL TO CONT VALVE E
675521	1	FTG-STR THD CONNECTOR -6 ORFS TO -8 SA
675522	1	FTG-STR THD RUN TEE -6 ORFS TO -8 ORFS T
675525	1	FTG-STR THD RUN TEE -8 ORFS TO -8 SAE
675550	1	FITTING ORIFICE .047 #6
675573	1	FITTING
711310	2	NUT-HEX 10-32 ZP
711379	2	NUT-FLANGED WIZZ 5/16-18 ZP
711387	2	NUT-JAM 1/4-20 ZP NYLOC
711503	2	WASHER-FLAT #10 X .50 ZP
711505	2	WASHER-FLAT 1/4 ZP
711543	2	WASHER-LOCK #10 SPLIT ZP
712550	2	SCR-HH 10-32 X.75 SS SLOTTED WSH HEAD
712573	2	BLT-CARR 1/4-20 X 2.50 SS
749017	1	HARNESS ASSY, HOPPER SWITCH

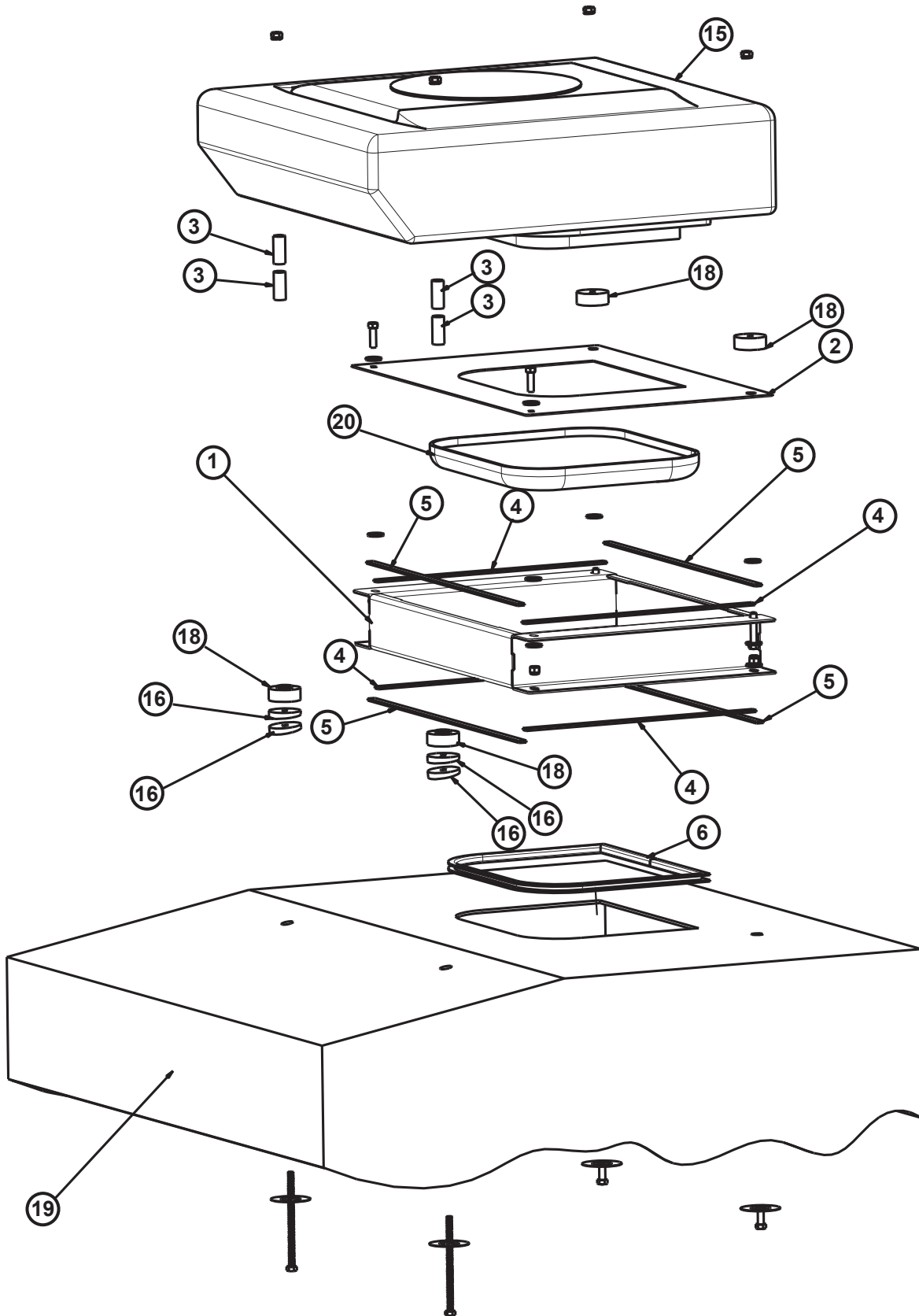
**OPT - SEAT BELT FOR STANDARD SEAT
WITH LOCK (690230)**

OPT - SEAT BELT FOR STANDARD SEAT WITH LOCK (690230)			
ITEM	PART NO.	REQ'D	DESCRIPTION
1	690192	1	ASSY, SEAT LOCK, SEAT BELT OPT - 9X
2	620222	1	SEAT BELT, ORANGE RETRACTABLE
3	620206	1	BRACKET, SEAT BELT

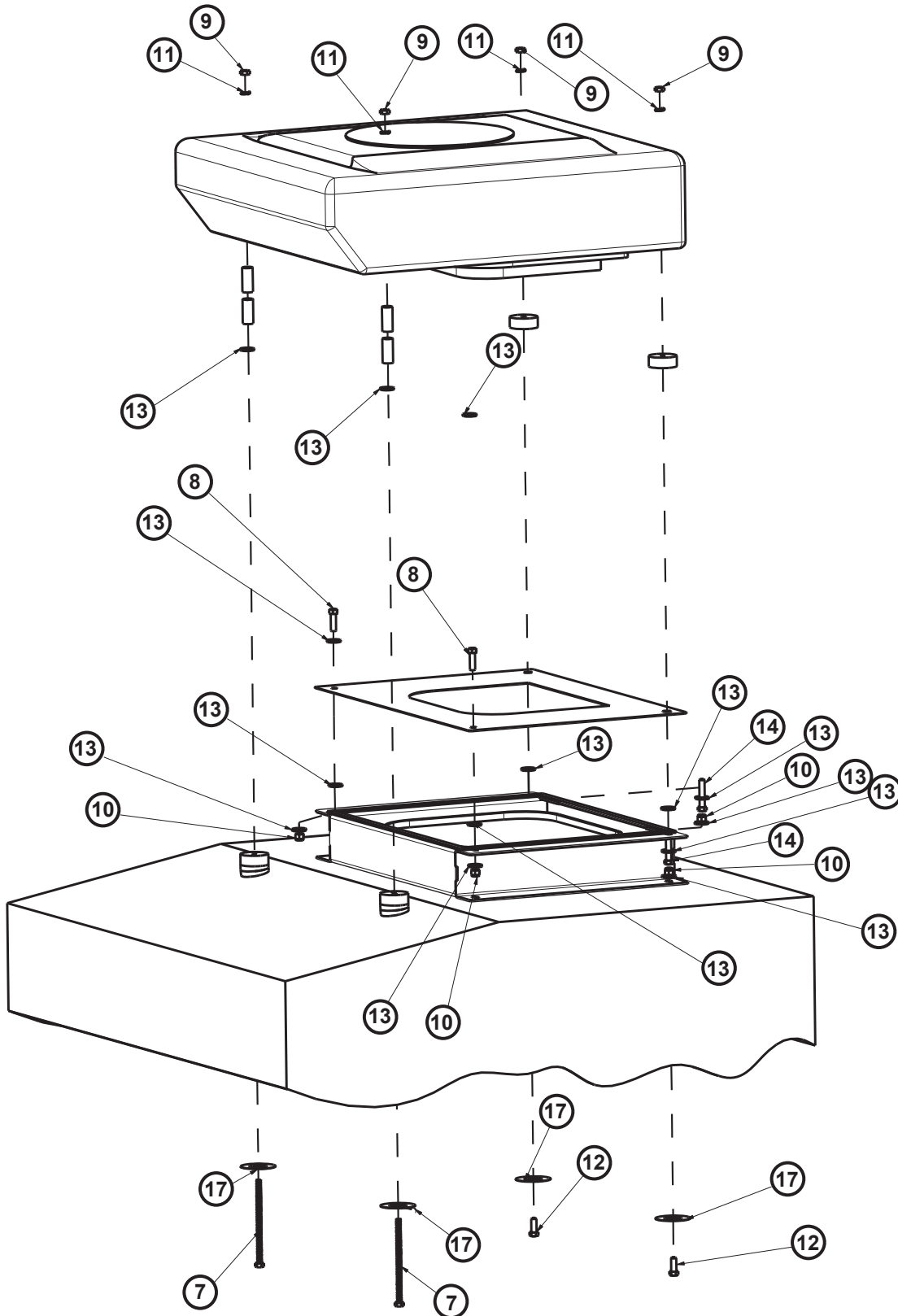
**OPT - SEAT BELT FOR SUSPENSION SEAT
WITH LOCK (690233)**

OPT - SEAT BELT FOR SUSPENSION SEAT WITH LOCK (690233)			
ITEM	PART NO.	REQ'D	DESCRIPTION
1	690206	1	ASSY, SEAT LOCK, SEAT BELT
2	620192	1	SEAT BELT, ORANGE RETRACTABLE

OPT - AIR CONDITIONING UNIT RISER (690317)

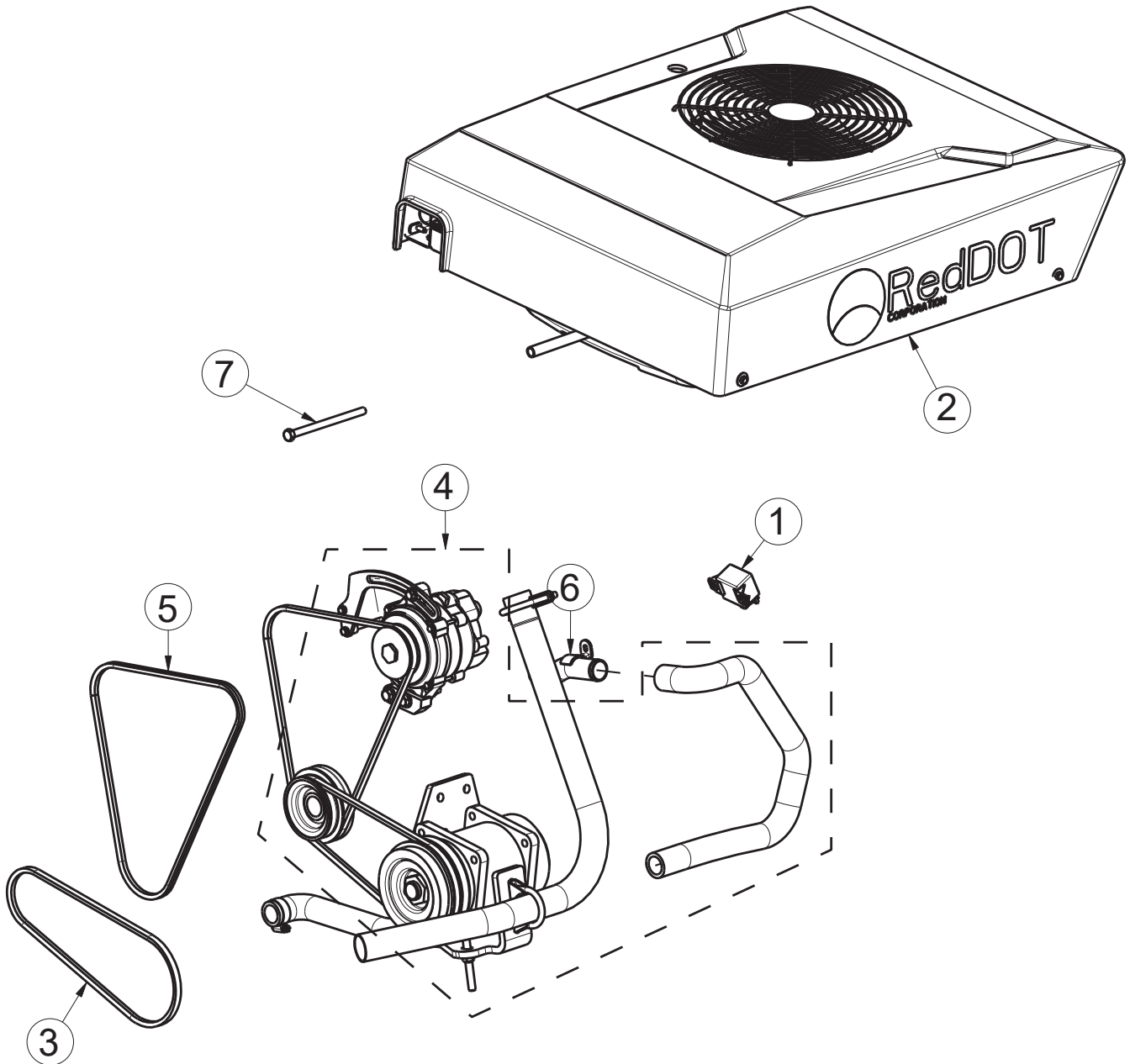


OPT - AIR CONDITIONING UNIT RISER (690317) (CONTINUED)



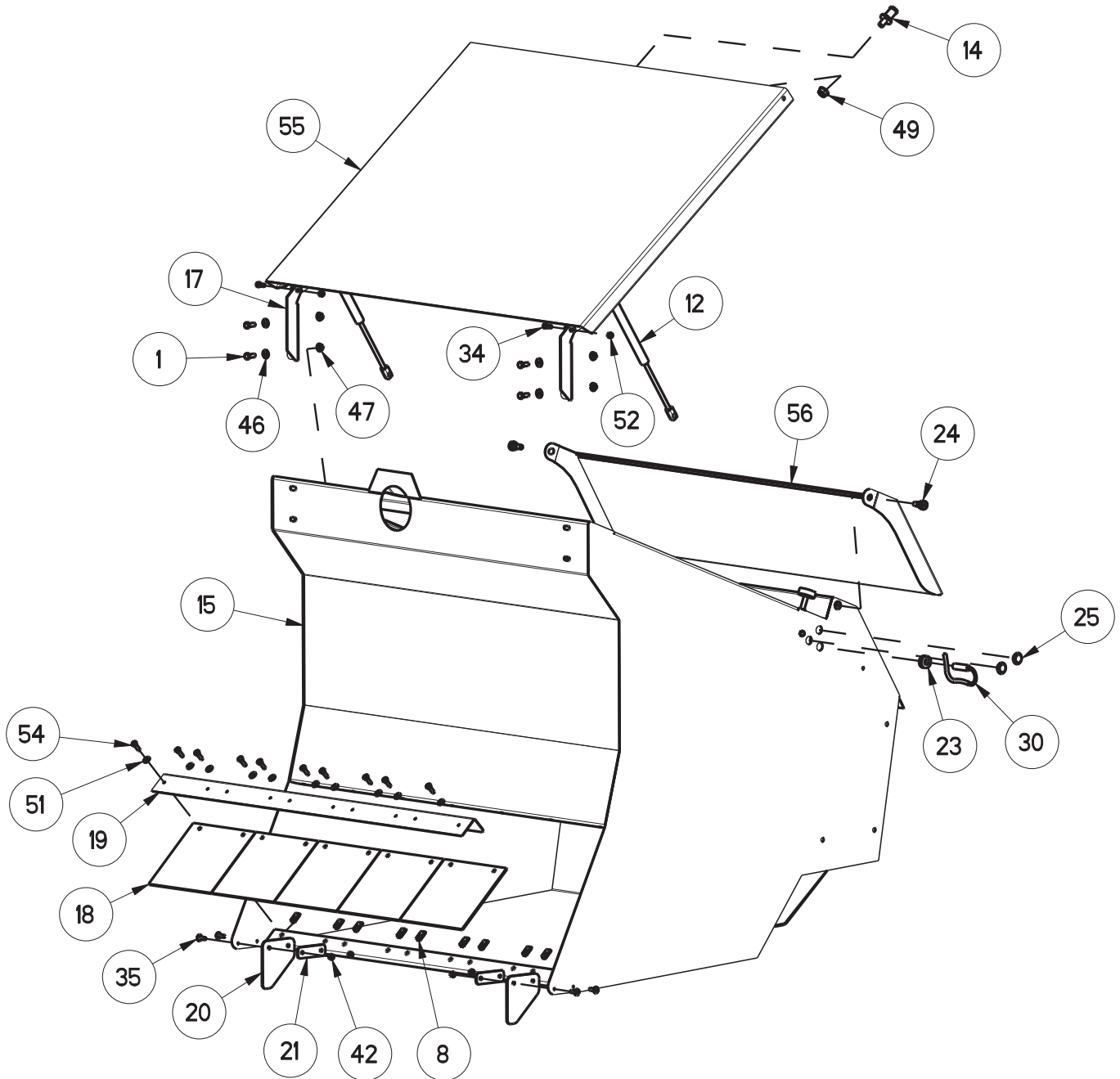
OPT - AIR CONDITIONING UNIT RISER (690317)			
ITEM	PART NO.	REQ'D	DESCRIPTION
1	690267	1	RISER, AC UNIT
2	690311	1	PLT, TOP, RISER, AC INT
3	690312	4	SPACER, LDPE, 3/8 B X 3/4 OD X 1.75 LG
4	690314	4	SEAL RISER, AC UNIT, 18"
5	690315	4	SEAL, RISER, AC UNIT, 22"
6	690316	1	EDGING, CAB CUT OUT, AC UNT, 4T
7	710595	2	SCR-HH 3/8-16 X 6.00 ZP GR 5 FULL THREAD
8	711250	2	SCR-HEX 3/8-16X125 ZP
9	711328	4	NUT-HEX 3/8-16 ST PL
10	711380	4	NIIT-NYLOC 3/8-16 NUT
11	711546	4	WSR-HELICAL 3/8
12	3400030	2	SCREW-HHM 3/8-16 X 1.0 LG ZP
13	3400336	14	WASHER 3/8 ID 1.0 OD X .105 THK SS
14	3401454	2	BOLT-HEX, TAP 3/8-16 X 2 ZP
15	AIR-COND-UNIT	1	ROOFTOP AIR COND UNIT (REF)
16	ANGLE-ISOLATOR	4	AC UNT ISOLATOR, ANGLED (REF)
17	CUP-WASHER	4	CIP WASHER (REF)
18	ISOLATOR	4	AC UNIT ISOLATOR IREFI
19	ROOFPANEL	1	CUTAWAY, CAB ROOF (REF)
20	VENTS	1	AC VENTS (REF)

OPT - AIR CONDITIONING, DSL (3316990)

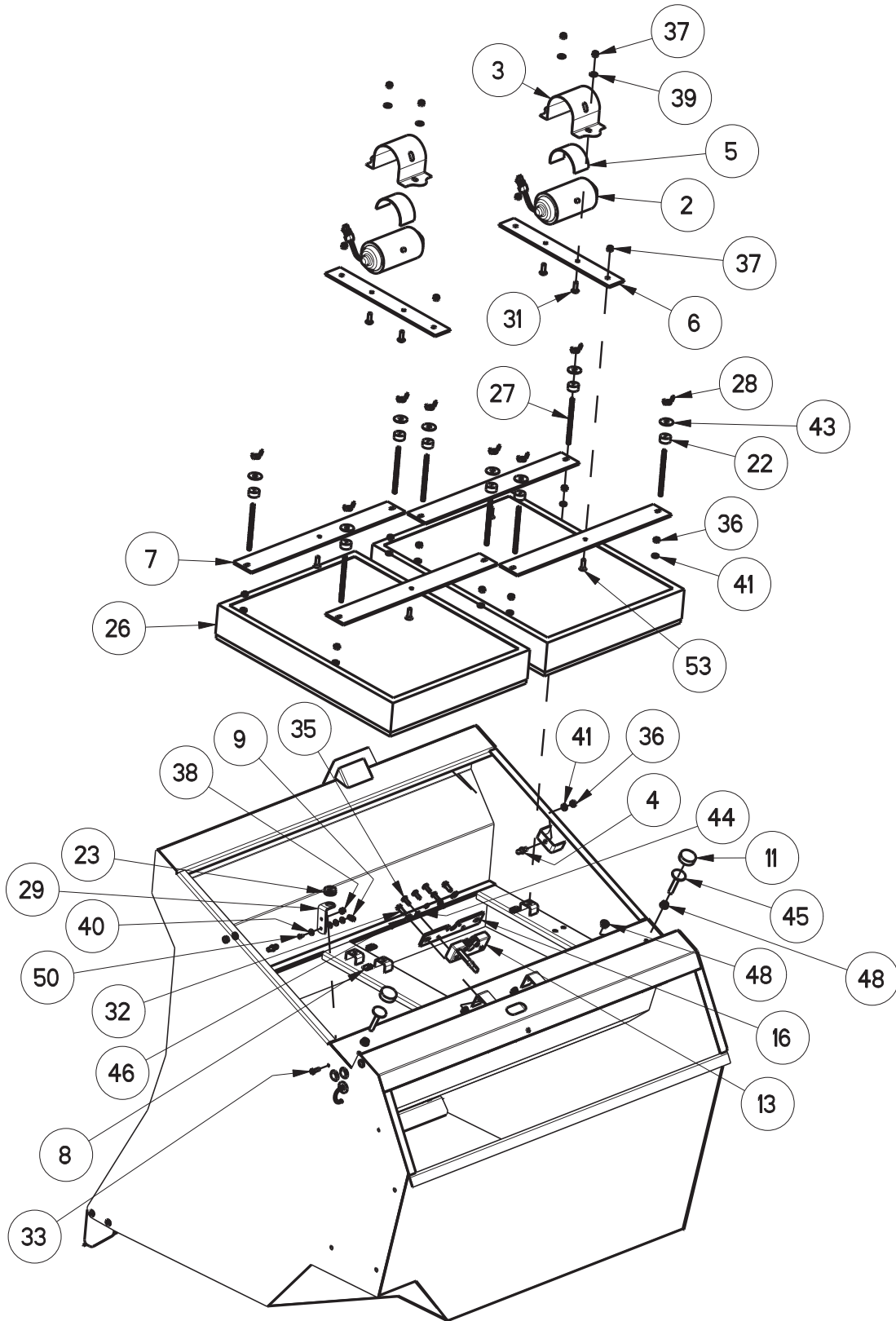


OPT-AIR CONDITIONING, DSL (3316990)			
ITEM	PART NO.	REQ'D	DESCRIPTION
1	740972	1	RELAY-12V 75A AUTOMOTIVE
2	3315679	1	AIR COND UNIT-A/C OPT SW9X KBA
3	3321394	1	BELT-V 25/64 X 32-5/8 10X H25
4	3330886	1	KIT-A/C (EPS) SW/9X V1505 KBA
5	3332864	1	BLT-ALTERNATOR LONG-SP 3330886 (USED PRIOR TO 2/26/16)
	3302733		BLT-ALTERNATOR (USED AFTER 2/26/16)
6	3336946	1	PIPE-WATER KUBOTA V1505
7	3402076	1	SCR-HEX 3/8-16 X 5.50 ZP

OPT - HOPPER, STAINLESS STEEL (3315078)



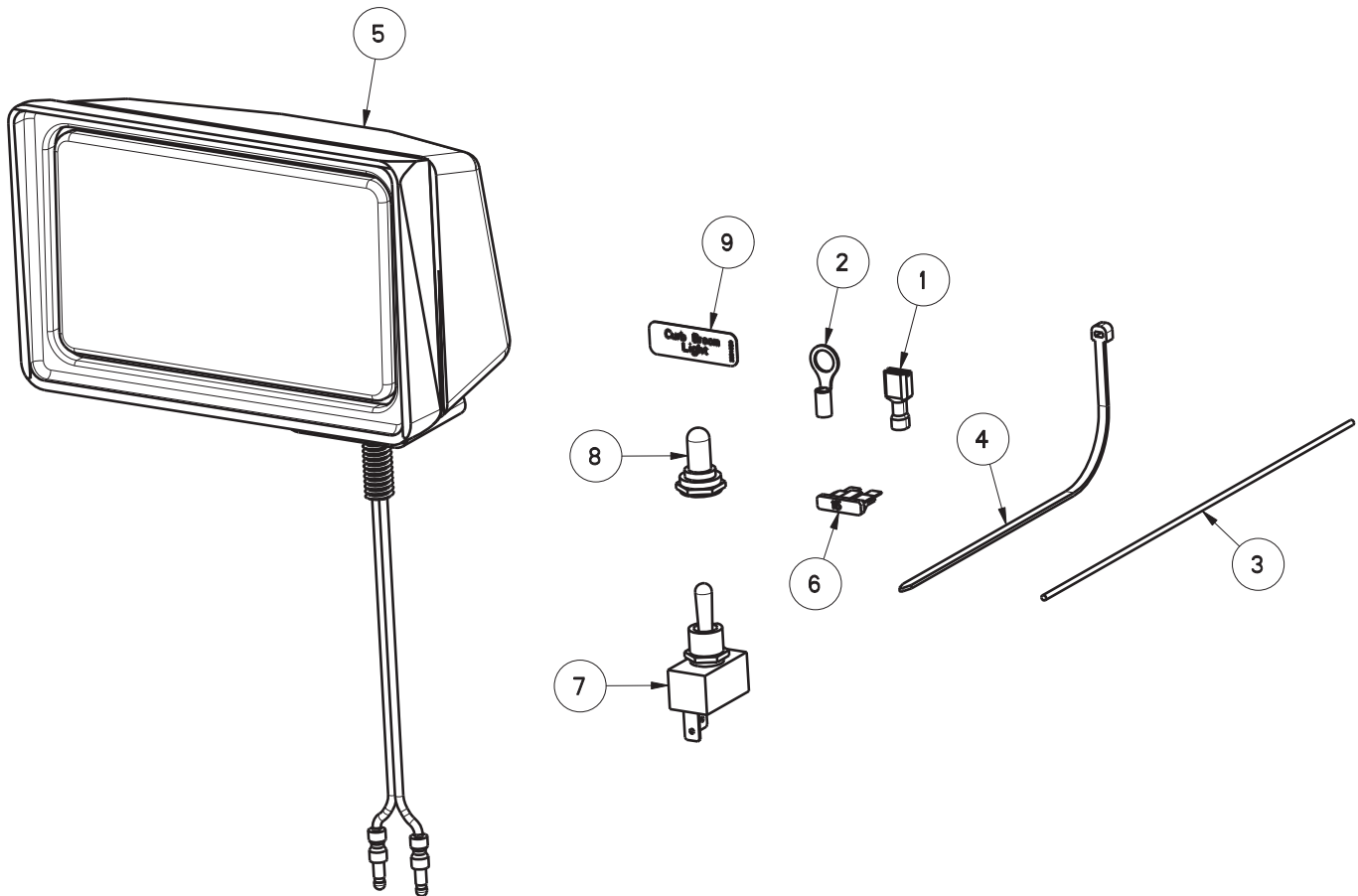
OPT - HOPPER, STAINLESS STEEL (3315078) (CONTINUED)



OPT - HOPPER, STAINLESS STEEL (3315078)			
ITEM	PART NO.	REQ'D	DESCRIPTION
1	711228	4	SCR-HH 5/16-18 X .75 ZP GR 5
2	748149-1	2	ASSY, SHAKER MOTOR W/CONNECTOR
3	750073	2	BRACKET SHAKER MOTOR
4	3300376	4	STUD-BALL GAS SPR 5/16-18 THRD .391DIA.
5	3300904	2	ISOLATOR-NEOPRENE, SHAKER MOTOR
6	3300917	2	MNT-FILTER SHAKER
7	3300919	4	BAR-FILTER RETAINER
8	3301146	18	CLIPNUT-1/4-20 ZP
9	3302472	1	MOUNT-WIRE TIE LOW PROFILE
11	3304624	2	CAP-RUBBER BUMPER, (LEVELER)
12	3305006	2	SPR -GAS 5" STROKE 14.5" EXTENDED 100 L
13	3307247	1	LATCH-LH BROOM DOOR SW/A
14	3307248	1	BOLT-STRIKER BROOM DOOR LATCH
15	3307440-SS	1	HOPPER 9X STAINLESS STEEL
16	3307468	1	BAR-FILTER LATCH, ZP, SW/A
17	3307469	2	HINGE-FILTER COVER PNTD SW/A
18	3307720	5	FLAP-HOPPER FRONT SW/A
19	3307721	1	RETAINER-HOPPER FLAP SW/A
20	3307842	2	FLAP-HOPPER SIDE SW/A
21	3307843	2	RETAINER-FLAP HOPPER SIDE ZP
22	3307850	8	ISOLATOR-RUBBER, .25IDx1ODx.50THK, SW/A
23	3311564	2	GROMMET-RUBBER, 1/2 ID
24	3400170	2	BLT-SHOULDER 1/2 X .3125 LG ZP
25	3330356	2	PLUG-PLASTIC HOLE, 3/4, 7 GA
26	3334070	2	FILTER-POLYESTER HOP 9XDLX 10X-24x18x3.
27	3334676	8	ROD-5/16-18x4.88, FILTER TIE DOWN
28	3334678	8	NUT-WING 5/16-18 ZP NYLOC
29	3336778	1	BRACKET - UPPER SWITCH MOUNT

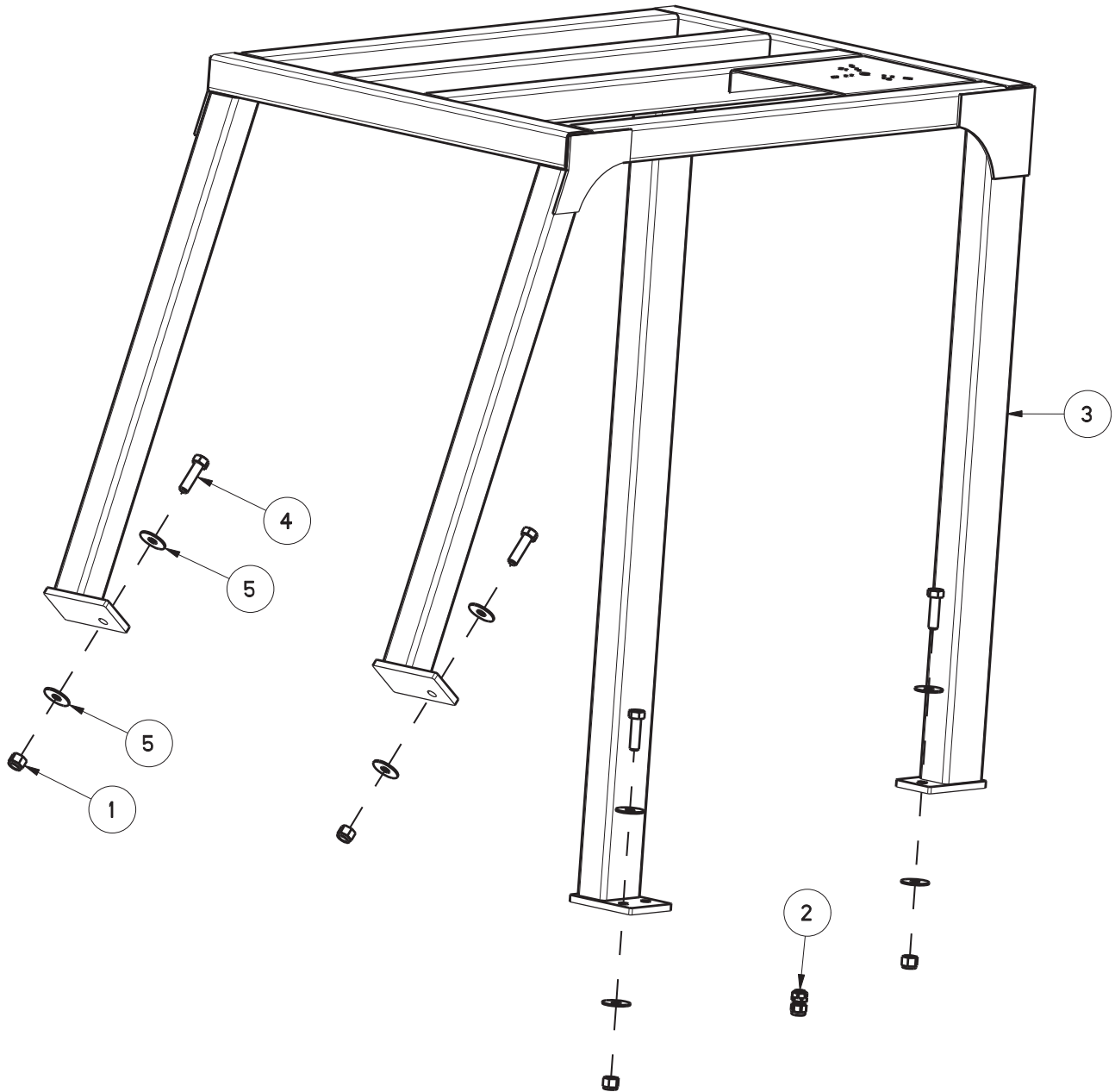
OPT - HOPPER, STAINLESS STEEL (3315078) (CONTINUED)			
ITEM	PART NO.	REQ'D	DESCRIPTION
30	3336964P	1	HARNESS - HOPPER, ARMA TIER II
31	70-516-16	4	BLT-CARR 5/16-18 X 1 ZP
32	711228	2	SCR-HH 5/16-18 X .75 ZP GR 5
33	3400043	1	SCR-HH 1/4-20 X .50 ZP GR 5 FULL THRD
34	711228	2	SCR-HH 5/16-18 X .75 ZP GR 5
35	3400059	8	SCR-THMS 1/4-20 X .75 SS SLOTTED
36	3400070	10	NUT-HEX 5/16-18 ZP GR 5
37	832829	8	NUT-U TYPE 5/16-18 SPRING NUT
38	711373	1	NUT-NYLOC 1/4-20 ZP
39	3400088	4	WASHER-FLAT 5/16 X.688 X .065 ZP
40	3400095	4	WASHER-FLAT #10 ZP
41	3400102	10	WASHER-LOCK 5/16 SPLIT ZP
42	712665	4	NUT-HEX 1/4-20 SS
43	3400278	8	WASHER-FENDER 3/8 X 1.25 ZP
44	3400321	4	WASHER-LOCK 1/4 SPLIT SS
45	3400355	2	SCR-LEVEL BOLT 3/8-16 x 2.50 ZP
46	3400384	6	WASHER-CONICAL SPRING 5/16
47	3400390	6	NUT-FLANGE WIZZ 5/16-18 ZP
48	3400392	4	NUT-FLANGE WIZZ 3/8-16 ZP
49	3400394	1	NUT-FLANGE WIZZ 7/16-14
50	3400484	1	RIVET-AVDEL 3/16 X .602
51	711504	10	WASHER-FLAT 1/4 SS
52	3401021	2	NUT-JAM 1/4-20 ZP NYLOC
53	3401070	4	SCR-FHSCS 5/16-18 X 1.0 ZP HEX DRIVE
54	712562	10	SCR-HH 1/4-20 X .75, 18-8 SS
55	3307460M	1	HOOD-HOPPER AM9D , ORANGE
56	3316862M	1	LID-HOPPER 9X, ORANGE

OPT - SPOTLIGHT, CURB BROOM (3316152)



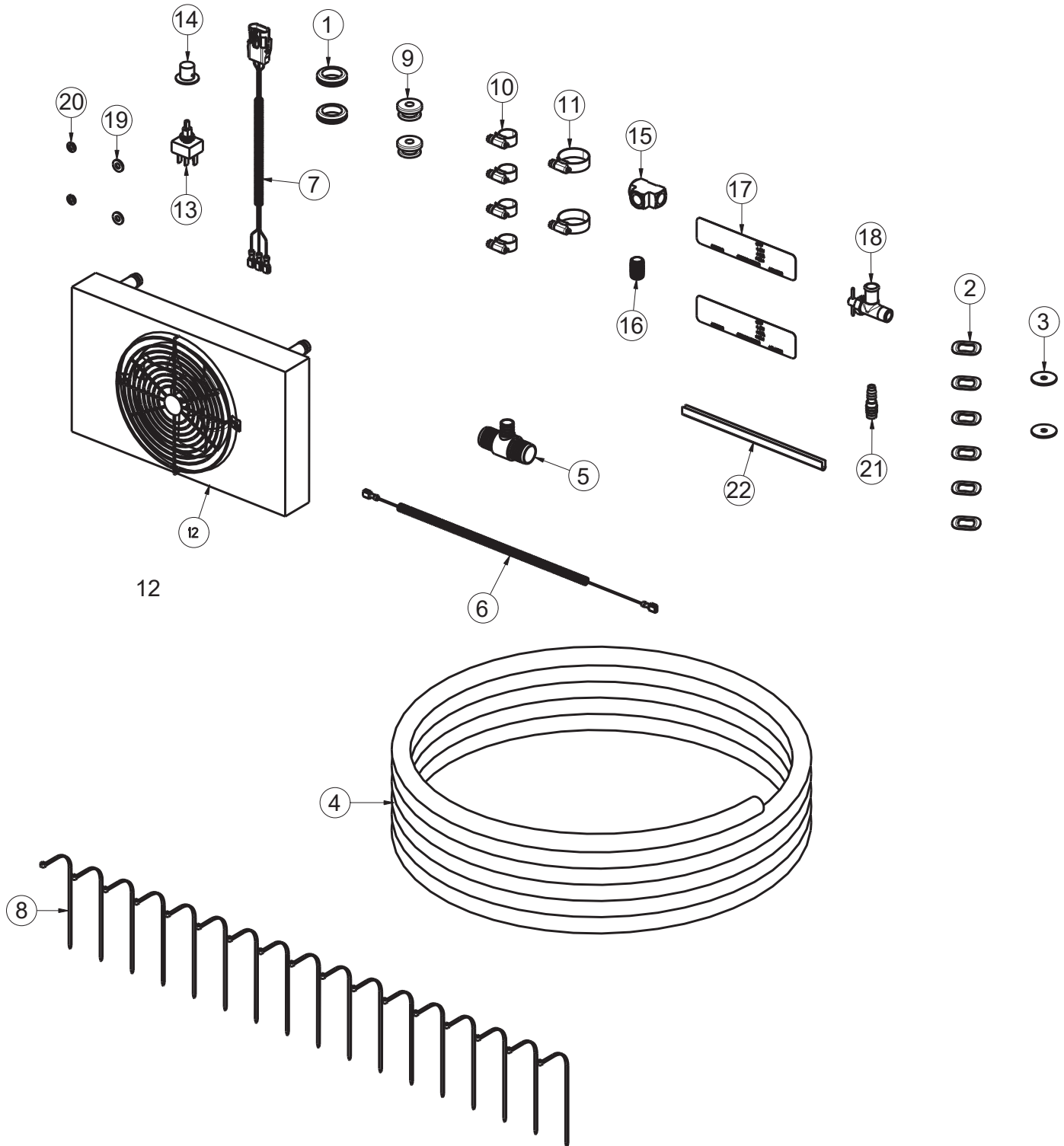
OPT - SPOTLIGHT, CURB BROOM (3316152)			
ITEM	PART NO.	REQ'D	DESCRIPTION
1	740014	1	QC-FEMALE 14-16G .250 FULL INSULATED
2	740016	1	RING TERM-16-14G 5/16" FULL INSULATED
3	740102	1	WIRE-MTW 16GA RED
4	828062-B	1	CABLE TIE-LARGE (BLACK)
5	3301360	1	HEADLIGHT-STUD MOUNT
6	3322601	1	FUSE-15 AMP AUTOMOTIVE PUSH IN
7	3329812	1	SWITCH-TOGGLE SPDT GEN PURPOSE
8	3329813	1	BOOT-SWITCH TOGGLE 15/32-32
9	3334829	1	DECAL-SIDE BROOM SPOT LIGHT

OPT - OVERHEAD GUARD (3317260)



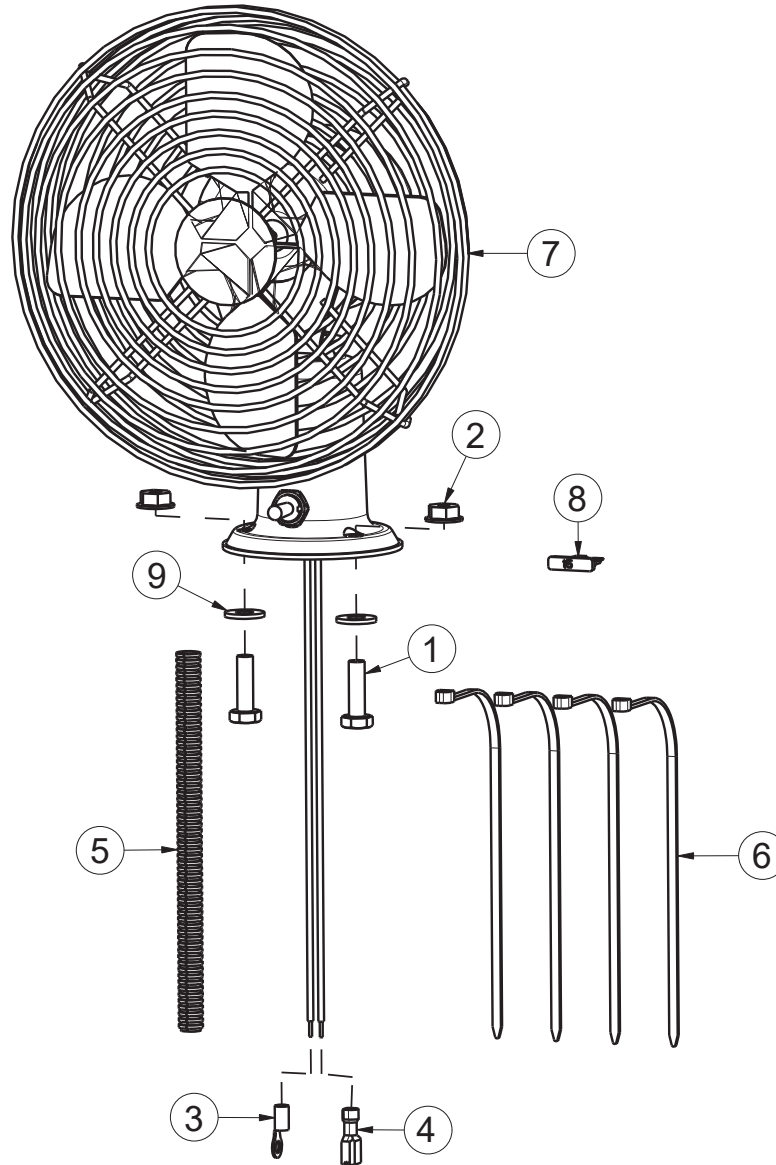
OPT - OVERHEAD GUARD (3317260)			
ITEM	PART NO.	REQ'D	DESCRIPTION
1	711376	4	NUT-NYLOC 1/2-13 ZP
2	747689	1	STRAIN RELIEF CABLE DIA. .181-.312 #3210
3	3315855	1	OHG- ARMA
4	3400021	4	SCR-HH 1/2-13 X 1.75 ZP GR 5 FULL THRD
5	3400091	8	WASHER-FENDER 1/2 X 2.00 ZP

OPT - HEATER (3316472)



OPT - HEATER (3316472)			
ITEM	PART NO.	REQ'D	DESCRIPTION
1	220327	2	GROMMET 1.25 X 1 X .125
2	600942	6	WASHER-WAVE .81 X 1.24 X .03 ZINC
3	620045	2	WASHER-FENDER 1/4 X 1.25 ZP
4	620653	1	HOSE, COOLANT, 5/8 IN ID, RAW
5	690039	1	FTG-TEE 1-1/4 HBX 1-1/4 HB X 3/4 HB BRAS
6	748717	1	HARNESS ASSY, HEATER POWER
7	748718	1	HARNESS ASSY, HEATER CONTROL
8	828062-B	17	CABLE TIE-LARGE (BLACK)
9	3300465	2	ISOLATOR-RUBBER (.375IDx.81OD)
10	3302144	4	CLAMP-HOSE 1/2 NOM
11	3302193	2	CLAMP-HOSE 1.25 NOM
12	3302495-1	1	HEATER ASSY, CAB OPTION
13	3303072	1	SWITCH-3 SPEED
14	3303073	1	KNOB-ROTARY SWITCH 3-SPEED
15	3303303	1	FTG-TEE 3/8 FPT
16	3303304	1	FTG-NIPPLE 3/8 BRASS
17	3310096	2	DECAL-CAB SWITCH BOX ARMA
18	3334443	1	TRUCK VALVE-.625 HOSEX.375 PIPE THD
19	3400089	2	WASHER-FLAT 1/4 ZP
20	3400103	2	WASHER-LOCK 1/4 SPLIT ZP
21	3400820	1	CONN-WATER LINE 5/8ID X 3/8THD
22	3500117	1	EDGING-VINYL TRIM 3/16" X 250'

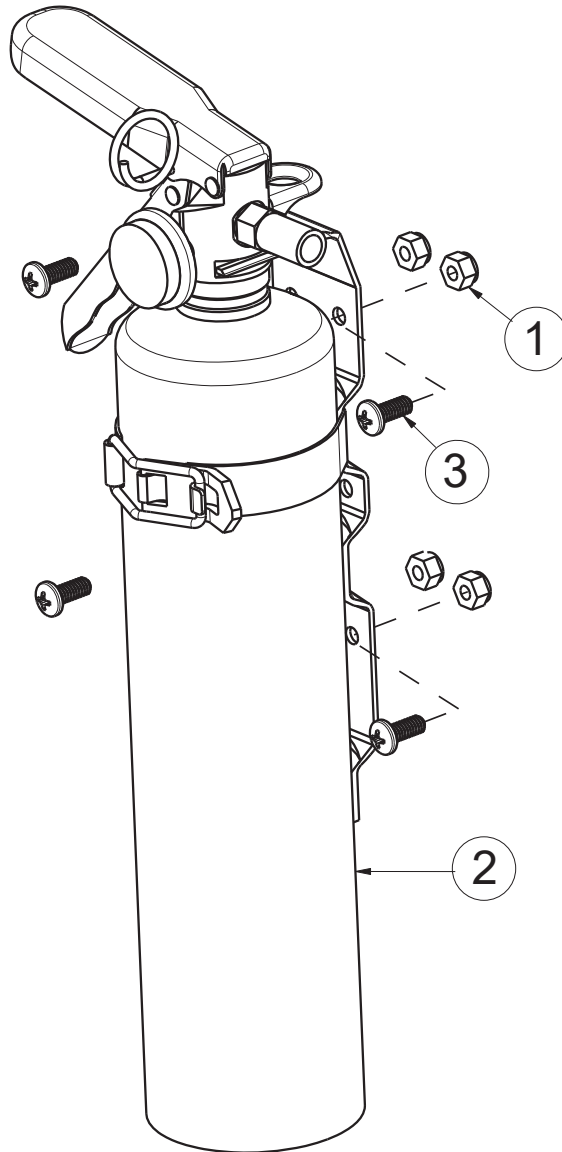
OPT - FAN/DEFROSTER (3317266)



OPT - FAN/DEFROSTER (3317266)

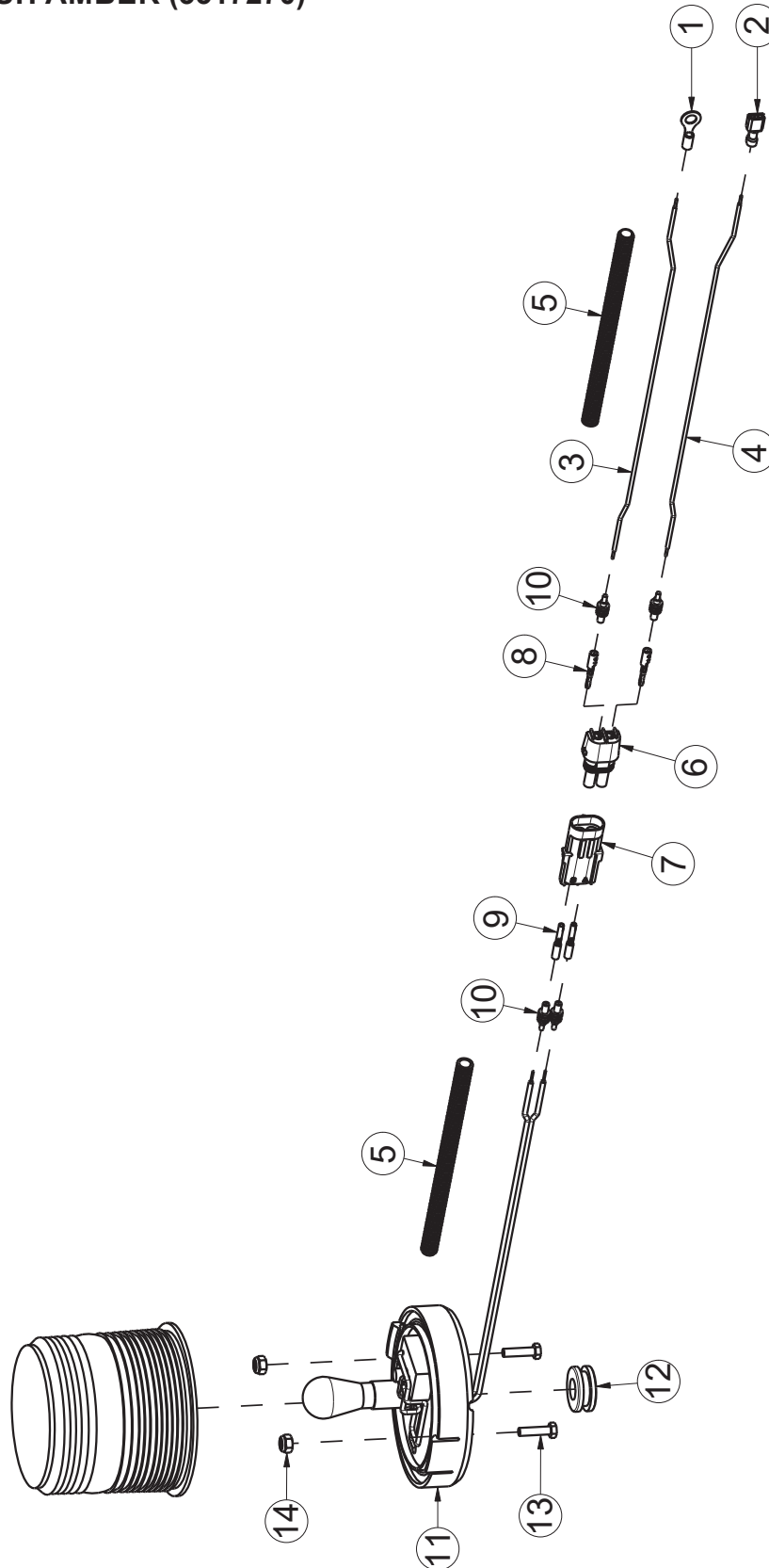
ITEM	PART NO.	REQ'D	DESCRIPTION
1	711206	2	SCR-HH 1/4-20 X .87 ZP GR 5
2	711425	2	NUT-FLANGED WIZZ 1/4-20 ZP
3	740010	1	RING TERMINAL-14-16G #10 FULL INSULATED
4	740014	1	QC-FEMALE 14-16G .250 FULL INSULATED
5	741231	1	CONDUIT- SPLIT 1/4 ID
6	828062-B	4	CABLE TIE-LARGE (BLACK)
7	3302496	1	OPT-FAN,CAB
8	3322601	1	FUSE-15 AMP AUTOMOTIVE PUSH IN
9	3400829	2	WASHER-FLAT 1/4 ZP

OPT - FIRE EXTINGUISHER (3317268)



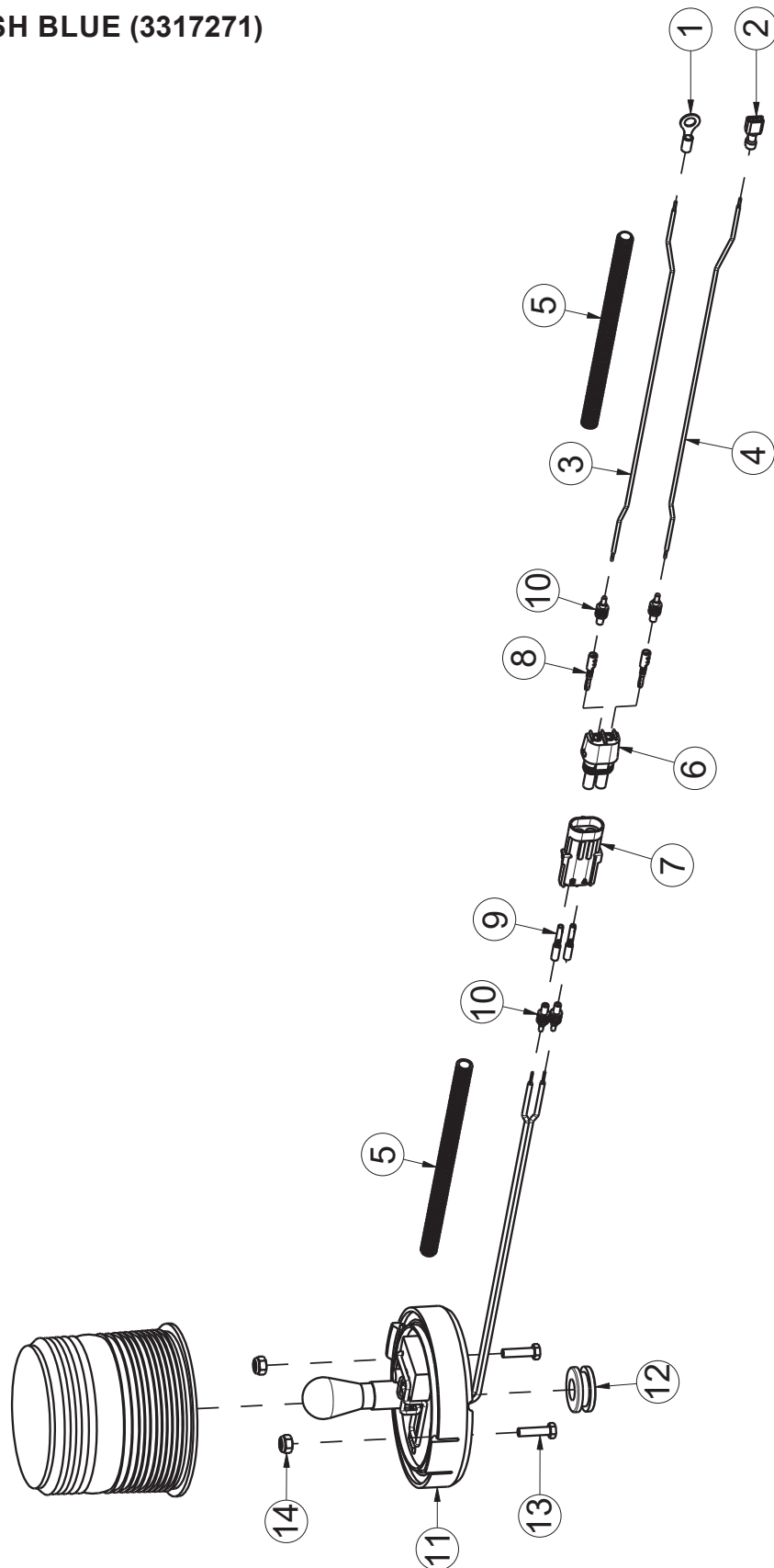
OPT-FIRE EXTINGUISHER (3317268)			
ITEM	PART NO.	REQ'D	DESCRIPTION
1	711373	4	NUT-NYLOC 1/4-20 ZP
2	3302769	1	EXTINGUISHER-FIRE REFILLABLE
3	3400232	4	SCR-PHMS 1/4-20 X 0.62 ZP

OPT - LIGHT, FLASH AMBER (3317270)



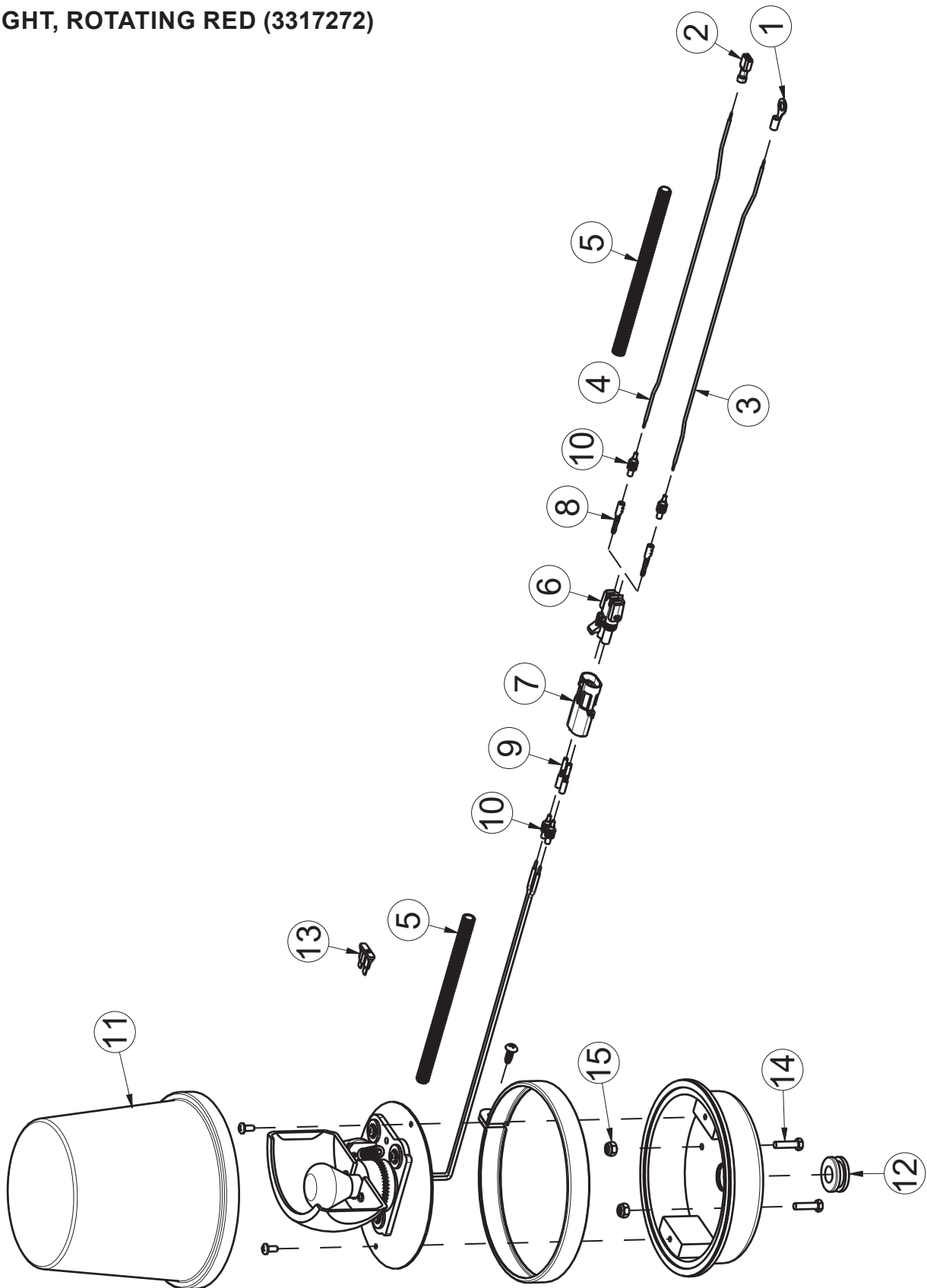
OPT - LIGHT, FLASH AMBER (3317270)			
ITEM	PART NO.	REQ'D	DESCRIPTION
1	740012	1	RING TERMINAL-14-16G 1/4" FULL INSULATED
2	740014	1	QC-FEMALE 14-16G .250 FULL INSULATED
3	740101	1	WIRE-MTW 16GA BLACK
4	740102	1	WIRE-MTW 16GA RED
5	741231	2	CONDUIT- SPLIT 1/4 ID
6	748020	1	CONNECTOR-PACKARD 2 PIN MALE
7	748021	1	CONNECTOR-PACKARD 2 PIN FEMALE
8	748023	2	CONNECTOR-PACKARD MALE 14-16G PIN
9	748024	2	CONNECTOR-PACKARD 14-16G FEMALE PIN
10	748710	4	PLUG, PACKARD 1W CAVITY PLUG
11	3302627	1	LIGHT-SAFETY AMBER FLASH 12V
12	3311564	1	GROMMET-RUBBER, 1/2 ID
13	3400044	2	SCR-HH 10-32 X .75 ZP SERR FLANGE
14	3400172	2	NUT-JAM 10-32 ZP NYLOC

OPT - LIGHT, FLASH BLUE (3317271)



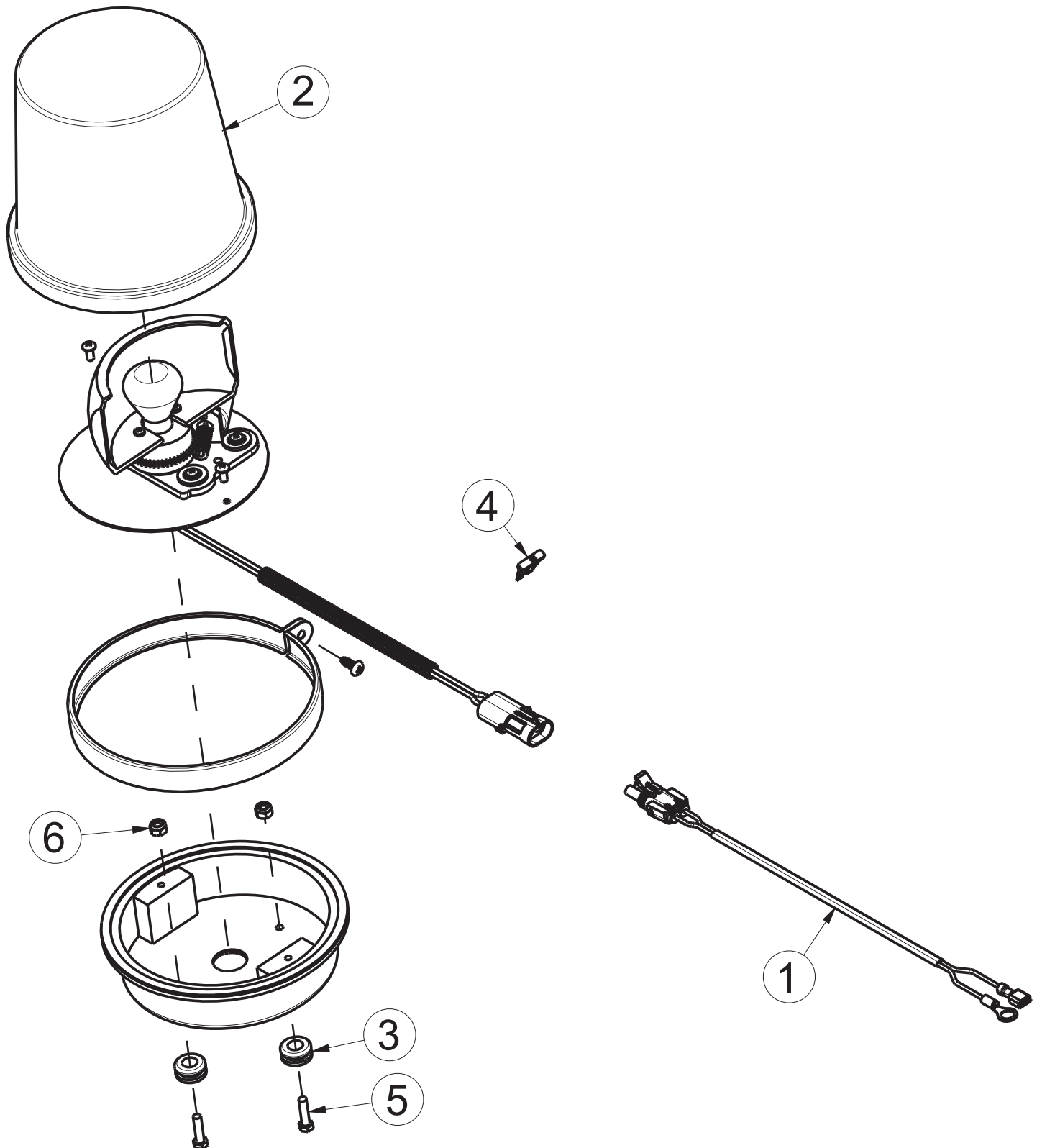
OPT - LIGHT, FLASH BLUE (3317271)			
ITEM	PART NO.	REQ'D	DESCRIPTION
1	740012	1	RING TERMINAL-14-16G 1/4" FULL INSULATED
2	740014	1	QC-FEMALE 14-16G .250 FULL INSULATED
3	740101	1	WIRE-MTW 16GA BLACK
4	740102	1	WIRE-MTW 16GA RED
5	741231	2	CONDUIT- SPLIT 1/4 ID
6	748020	1	CONNECTOR-PACKARD 2 PIN MALE
7	748021	1	CONNECTOR-PACKARD 2 PIN FEMALE
8	748023	2	CONNECTOR-PACKARD MALE 14-16G PIN
9	748024	2	CONNECTOR-PACKARD 14-16G FEMALE PIN
10	748710	4	PLUG, PACKARD 1W CAVITY PLUG
11	3302628	1	LIGHT-SAFETY BLUE FLASH 12V
12	3311564	1	GROMMET-RUBBER, 1/2 ID
13	3400044	2	SCR-HH 10-32 X .75 ZP SERR FLANGE
14	3400172	2	NUT-JAM 10-32 ZP NYLOC

OPT - LIGHT, ROTATING RED (3317272)



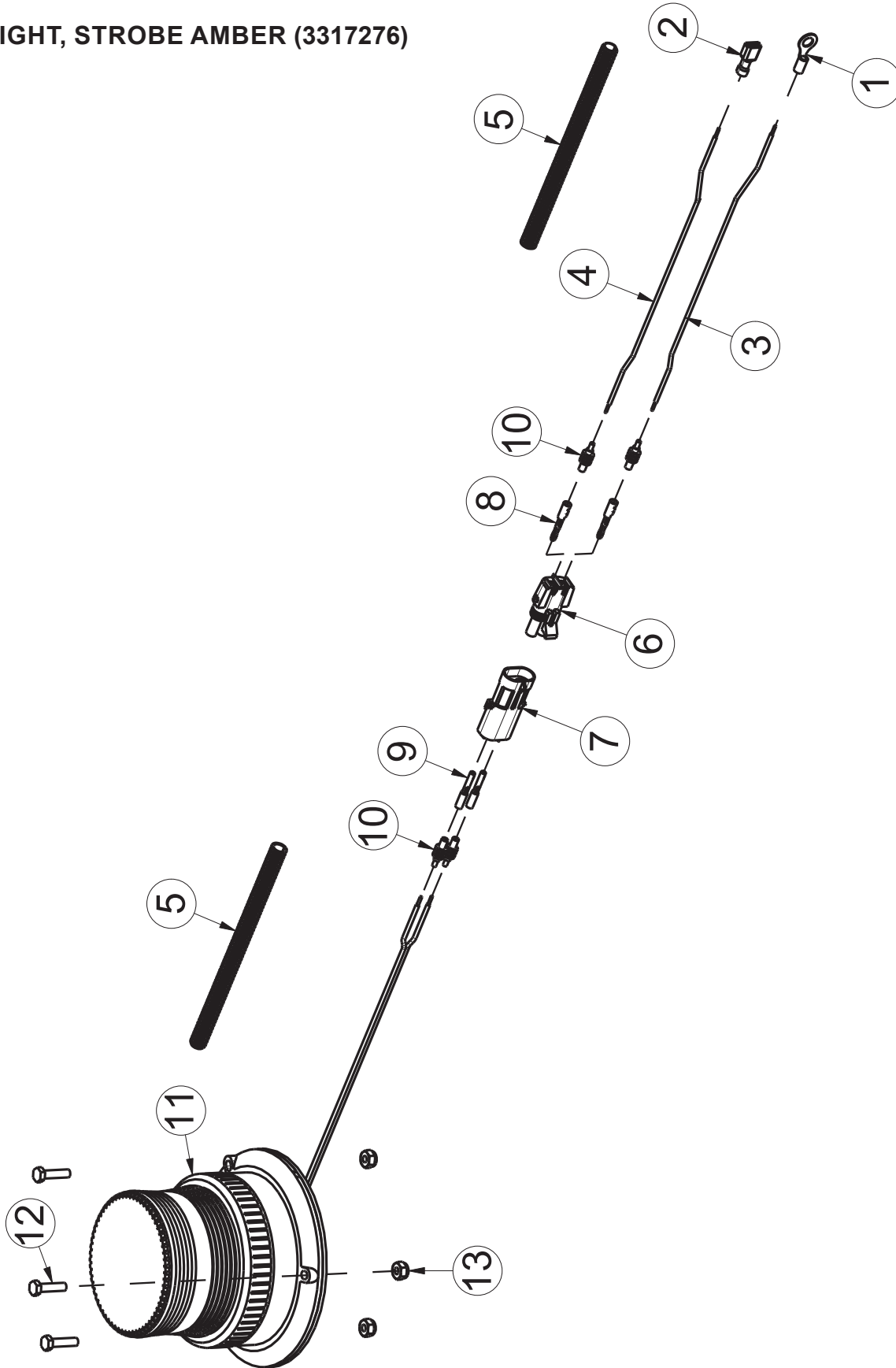
OPT - LIGHT, ROTATING RED (3317272)			
ITEM	PART NO.	REQ'D	DESCRIPTION
1	740012	1	RING TERMINAL-14-16G 1/4" FULL INSULATED
2	740014	1	QC-FEMALE 14-16G .250 FULL INSULATED
3	740101	1	WIRE-MTW 16GA BLACK
4	740102	1	WIRE-MTW 16GA RED
5	741231	2	CONDUIT- SPLIT 1/4 ID
6	748020	1	CONNECTOR-PACKARD 2 PIN MALE
7	748021	1	CONNECTOR-PACKARD 2 PIN FEMALE
8	748023	2	CONNECTOR-PACKARD MALE 14-16G PIN
9	748024	2	CONNECTOR-PACKARD 14-16G FEMALE PIN
10	748710	4	PLUG, PACKARD 1W CAVITY PLUG
11	3301347	1	LIGHT-EMERGENCY ROT RED 12V
12	3311564	1	GROMMET-RUBBER, 1/2 ID
13	3322601	1	FUSE-15 AMP AUTOMOTIVE PUSH IN
14	3400044	2	SCR-HH 10-32 X .75 ZP SERR FLANGE
15	3400172	2	NUT-JAM 10-32 ZP NYLOC

OPT - LIGHT, ROTATING AMBER (3317273)



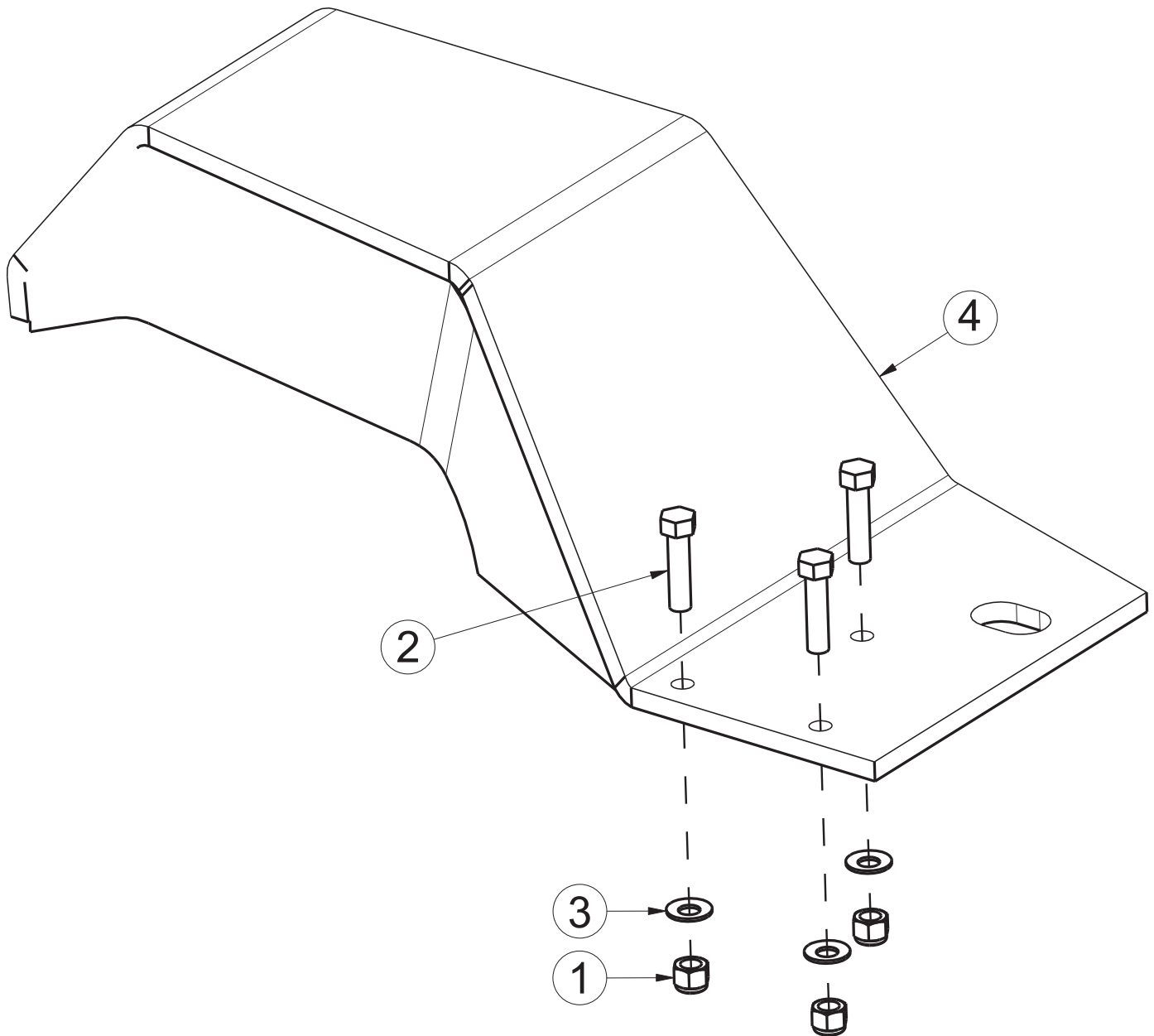
OPT - LIGHT, ROTATING AMBER (3317273)			
ITEM	PART NO.	REQ'D	DESCRIPTION
1	748478	1	HARNESS ASSY, SAFETY LIGHT
2	748919	1	ASSY, AMBER ROTATING LIGHT
3	3301665	2	GROMMET-RUBBER, 1/8" PANEL THK, 3/8" ID
4	3322601	1	FUSE-15 AMP AUTOMOTIVE PUSH IN
5	3400044	2	SCR-HH 10-32 X .75 ZP SERR FLANGE
6	3400172	2	NUT-JAM 10-32 ZP NYLOC

OPT - LIGHT, STROBE AMBER (3317276)



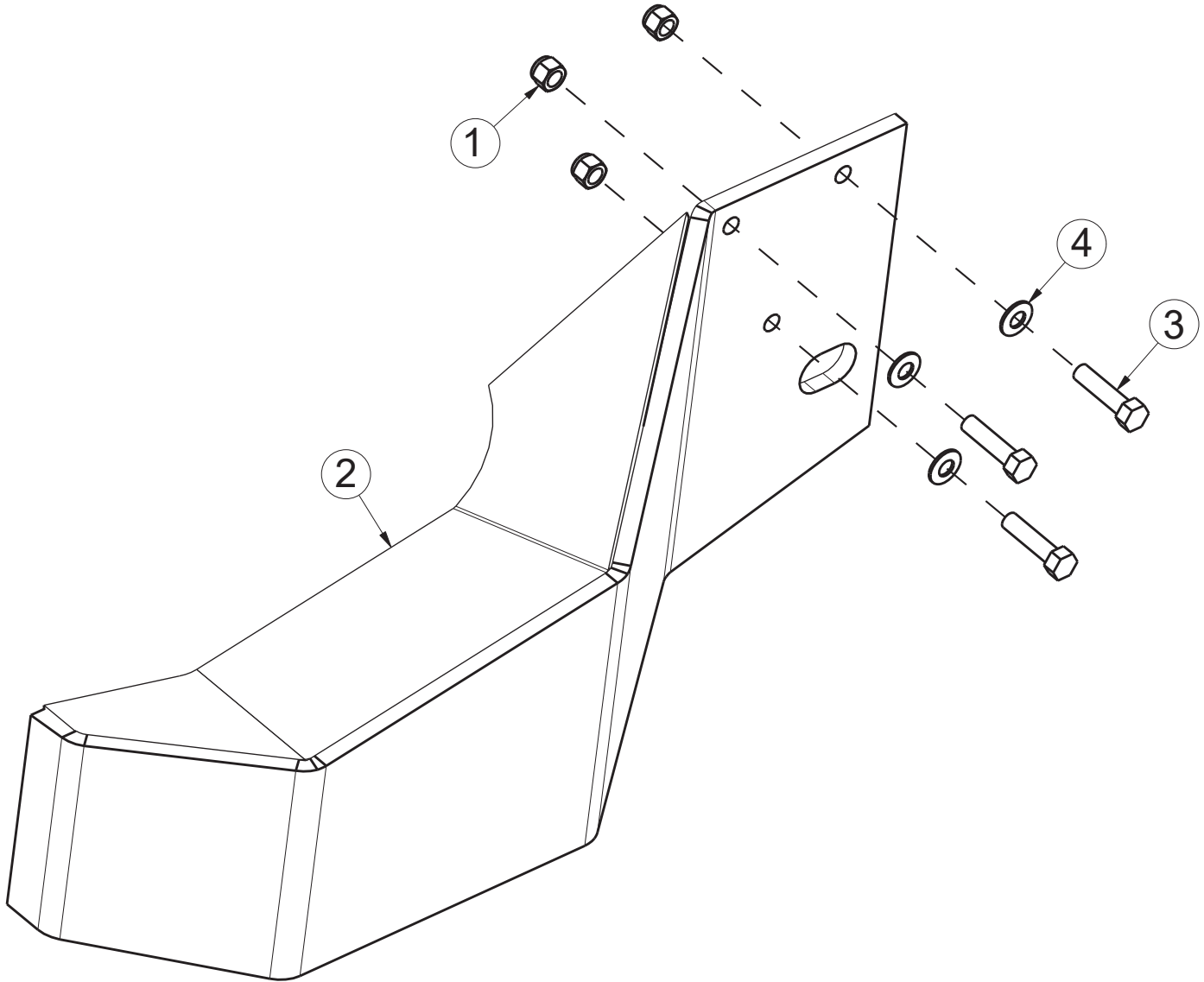
OPT - LIGHT, STROBE AMBER (3317276)			
ITEM	PART NO.	REQ'D	DESCRIPTION
1	740012	1	RING TERMINAL-14-16G 1/4" FULL INSULATED
2	740014	1	QC-FEMALE 14-16G .250 FULL INSULATED
3	740101	1	WIRE-MTW 16GA BLACK
4	740102	1	WIRE-MTW 16GA RED
5	741231	2	CONDUIT- SPLIT 1/4 ID
6	748020	1	CONNECTOR-PACKARD 2 PIN MALE
7	748021	1	CONNECTOR-PACKARD 2 PIN FEMALE
8	748023	2	CONNECTOR-PACKARD MALE 14-16G PIN
9	748024	2	CONNECTOR-PACKARD 14-16G FEMALE PIN
10	748710	4	PLUG, PACKARD 1W CAVITY PLUG
11	3301817	1	SCR-HH 10-32 X .75 ZP SERR FLANGE
12	3400044	3	SCR-HH 10-32 X .75 ZP SERR FLANGE
13	3400172	3	NUT-JAM 10-32 ZP NYLOC

OPT - HD CURB BROOM, RIGHT (3317302)



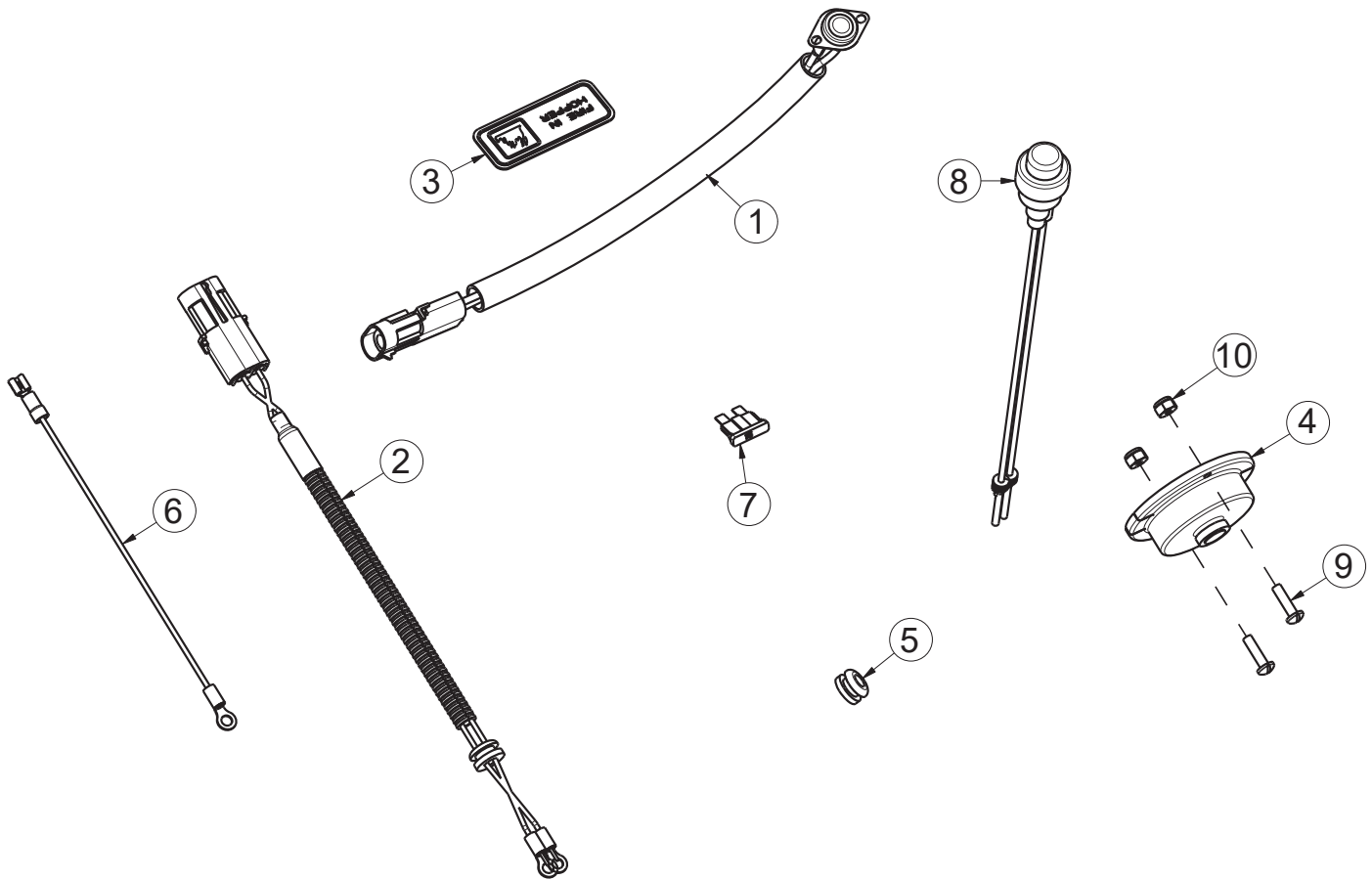
OPT - HD CURB BROOM, RIGHT (3317302)			
ITEM	PART NO.	REQ'D	DESCRIPTION
1	711380	3	NUT-NYLOC 3/8-16 ZP
2	3400028	3	SCR-HH 3/8-16 X 1.50 ZP GR 5
3	3400385	3	WASHER-CONICAL SPRING 3/8
4	3307726M	1	WELD-HD RH CURB BROOM GUARD, AM9D

OPT - HD CURB BROOM, LEFT (3330752)



OPT - HD CURB BROOM, LEFT (3330752)			
ITEM	PART NO.	REQ'D	DESCRIPTION
1	711380	3	NUT-NYLOC 3/8-16 ZP
2	3330755	1	HD LH CURB BROOM GUARD SW/A
3	3400028	3	SCR-HH 3/8-16 X 1.50 ZP GR 5
4	3400385	3	WASHER-CONICAL SPRING 3/8

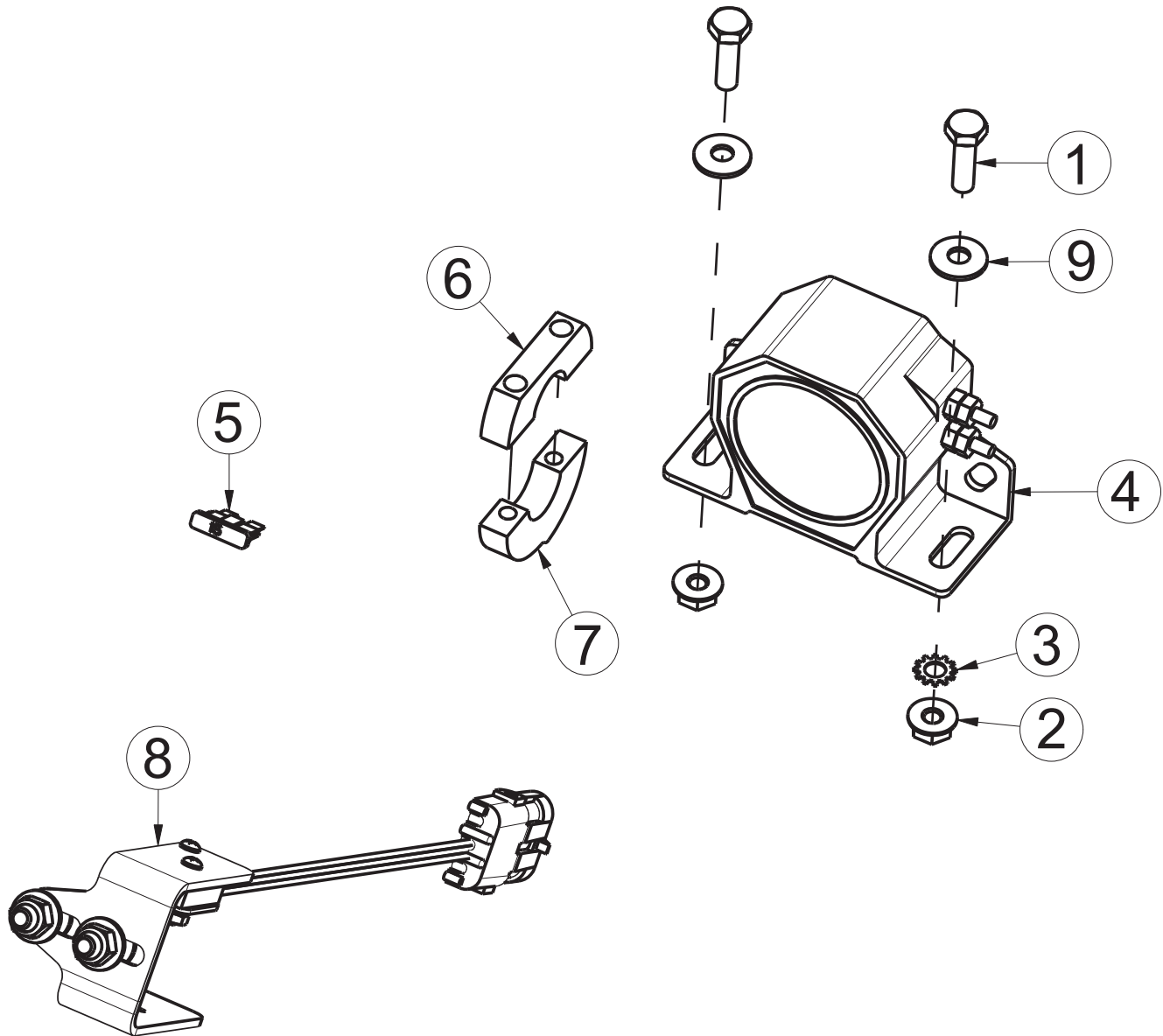
OPT - SAFETY, FIRE IN HOPPER INDICATOR (3317307)



OPT - SAFETY, FIRE IN HOPPER INDICATOR (3317307)

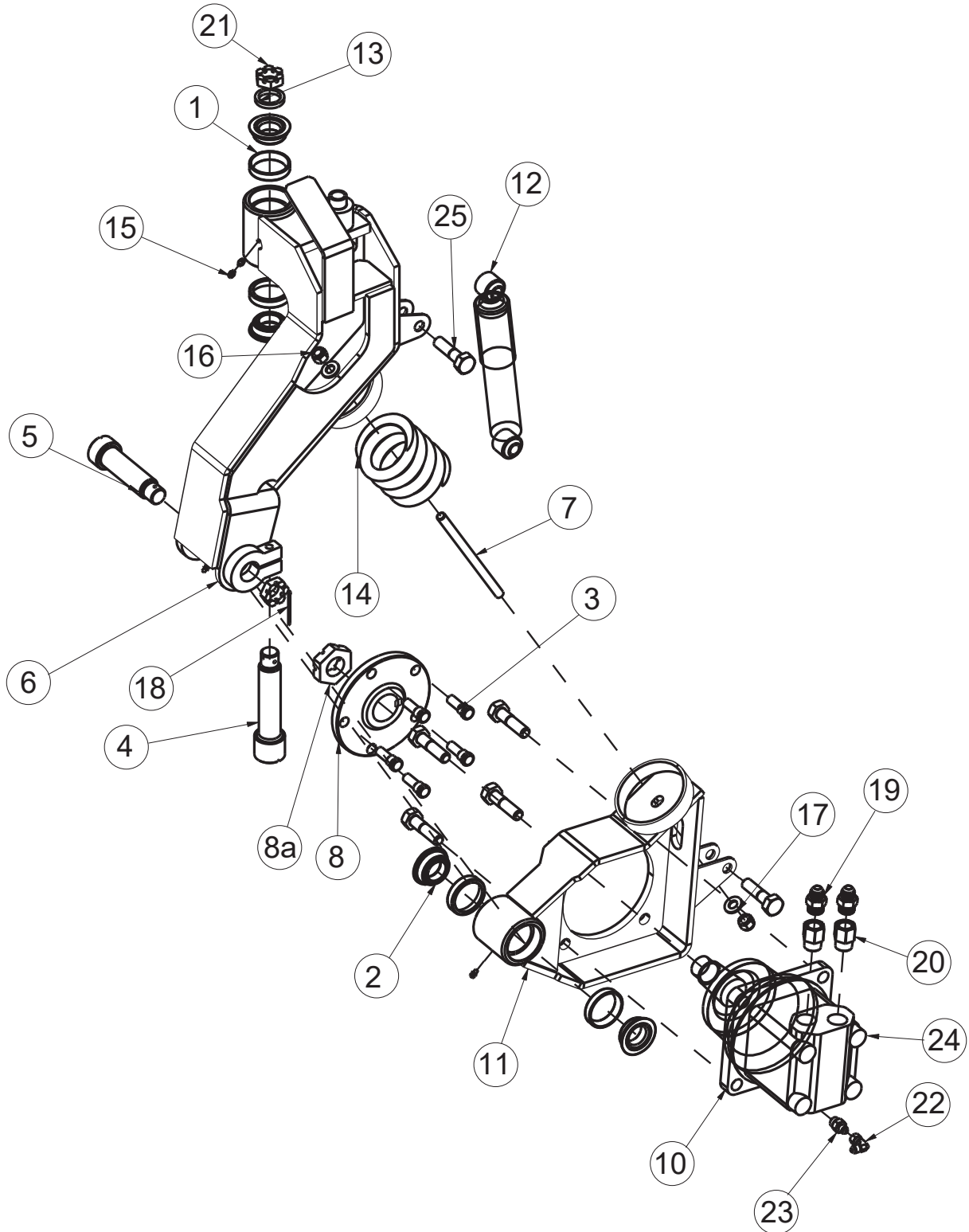
ITEM	PART NO.	REQ'D	DESCRIPTION
1	748504-1	1	THERMOSTAT ASSEMBLY
2	748711	1	WIRE HARNESS - FIRE IN THE HOPPER
3	3302521	1	DECAL-FIRE IN HOPPER (LEXAN)
4	3303003	1	DETECTOR-HEAT 135F TRIP 57C (INCLUDED WITH ITEM #1)
5	3303729	1	GROMMET-.25ID X .56OD X .12GRV
6	3310099	1	HARNESS-FIRE IN HOPPER INDICATOR
7	3322601	1	FUSE-15 AMP AUTOMOTIVE PUSH IN
8	3342905	1	ASSY- INDICATOR LIGHT RED W/PACKARDTERMS
9	3400045	2	SCR-PHMS 8-32X0.62 ZP SLOT HEAD
10	3400082	2	NUT-NYLOC 8-32 ZP

OPT - BACKUP ALARM & NEUTRAL SAFETY SWITCH (3317306)



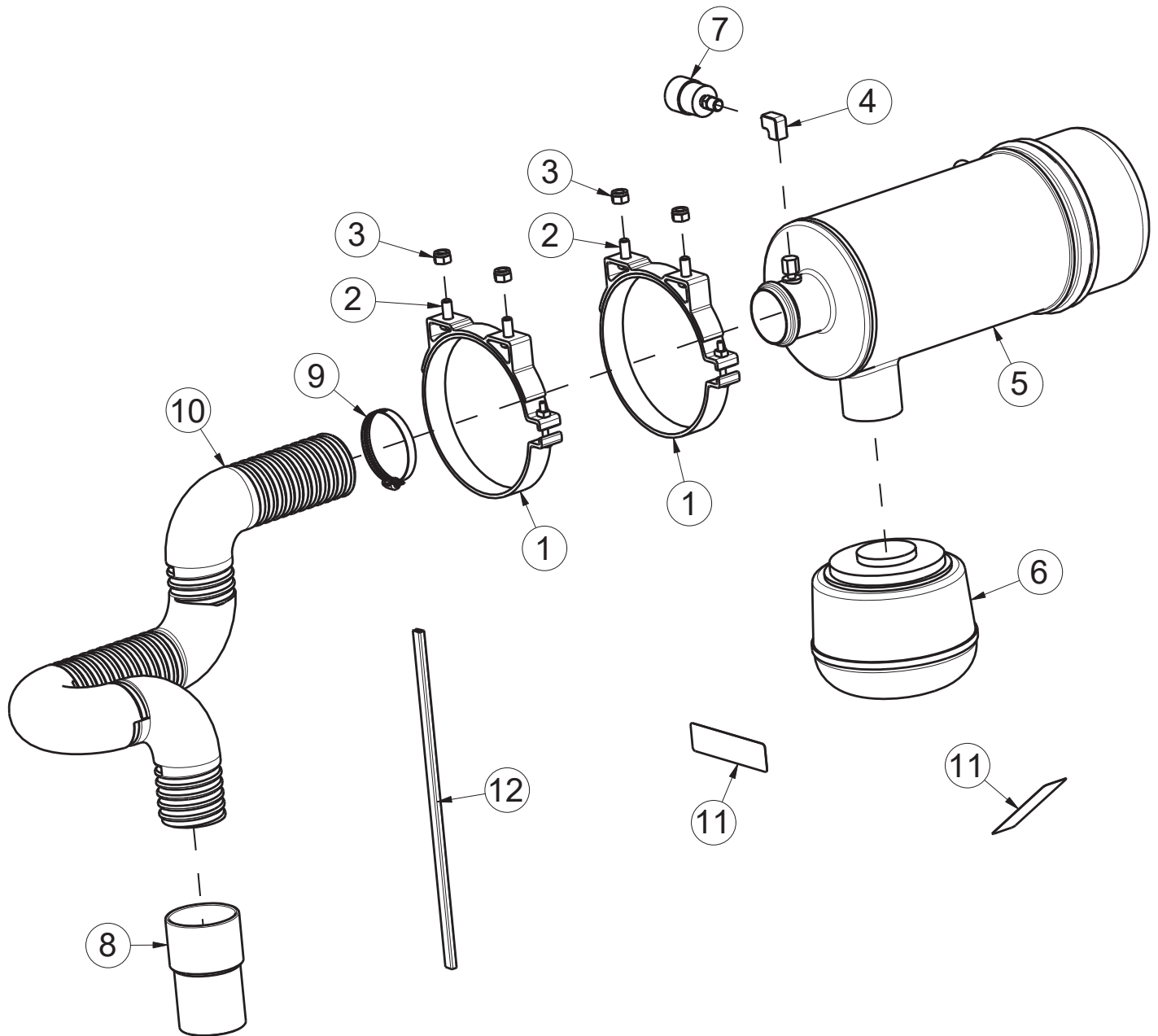
OPT - BACKUP ALARM & NEUTRAL SAFETY SWITCH (3317306)			
ITEM	PART NO.	REQ'D	DESCRIPTION
1	711206	2	SCR-HH 1/4-20 X .87 ZP GR 5
2	711425	2	NUT-FLANGED WIZZ 1/4-20 ZP
3	711564	1	WASHER-EXT LOCK 1/4 ZP
4	3303002	1	HORN-BACK UP, 97 db(A), 12VDC
5	3322601	1	FUSE-15 AMP AUTOMOTIVE PUSH IN
6	3335222	1	CAM-SWITCH, LOWER THRTL POS
7	3335223	1	CAM-SWITCH, UPPER, BACKUP
8	3337850	1	ASSY - BACKUP ALARM SWITCH, ARMADILLO
9	3400383	2	WASHER-CONICAL SPRING 1/4
10	3337565P	1	HARNESS - OPT, BACKUP ALARM, ARMA

OPT - POWERFLEX (3322125)



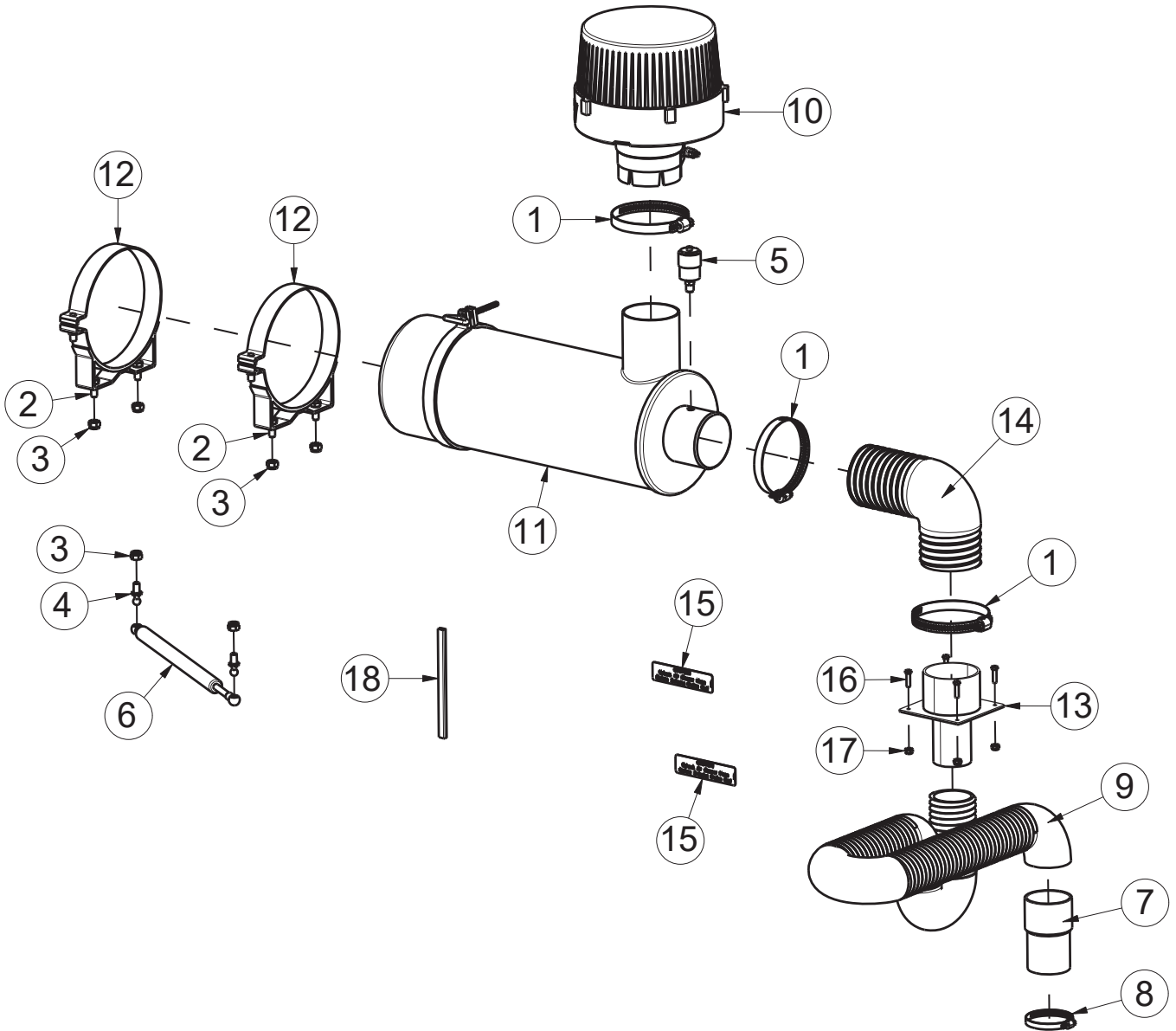
OPT - POWERFLEX (3322125)			
ITEM	PART NO.	REQ'D	DESCRIPTION
1	3300470	4	BEARING- TAPERED ROL CUP
2	3300471	4	BEARING- TAPERED ROLCONE W/SEAL
3	3307348	5	STUD - WHEEL, 1/2- 20X 1. 63 (REAR SW/A)
4	3307349	1	PIN - REAR FORK SW/A
5	3309790	1	PIN-KNEE POWERHEX FABRCATED
6	3316888	1	WELDMENT - STEERING FORK
7	3319410	1	ROD-TENSION POWER FLEX
8	3321150	1	HUB-RE AR ARMA OMTW SERIES
8a		1	NUT-MOTOR-DRIVE ARMA OMTW SERIES
10	3321151	1	MOTOR -DR IVE ARMA OMTW SERIES
11	3321170	1	MNT-MOTOR P-FLEX SW9X/10X
12	3321176	1	SHOCK ABSORBER-POWER HEX
13	3337860	1	SPACER. STEER ING.FORK
14	3350209	1	SPRING-POWER FLEX ARMA
15	3400012	4	FTG-GREASE 3/16 DR IVE
16	3400078	2	NUT-HEX 1/2- 13 ES ZP
17	3400086	2	WASHER-FLAT 112 STANDARD ZP
18	3400122	1	COTTER P IN 1/8 X 2
19	3400151	2	FTG-7/6- 14 STOR TO 3/4-16 JIC 37 DEG
20	3400168	2	FTG-ADAPTER 1 1/6- 12 EXT TO
21	3400223	2	NUT-SLOTTED, 1 - 20 UNEF
22	3400245	1	FTG-90 SWIVEL 4 JIC
23	3400264	1	FTG-STR 4 MJIC X 6 MORB
24	3400485	4	SCR - HHM 5/8 - 11 X 2.5 ZP
25	713601	2	SCR-HH 5/8-11 X 2.75 ZP YEL GR 8

OPT - AIR CLEANER, EXTERNAL AUX (3330896)



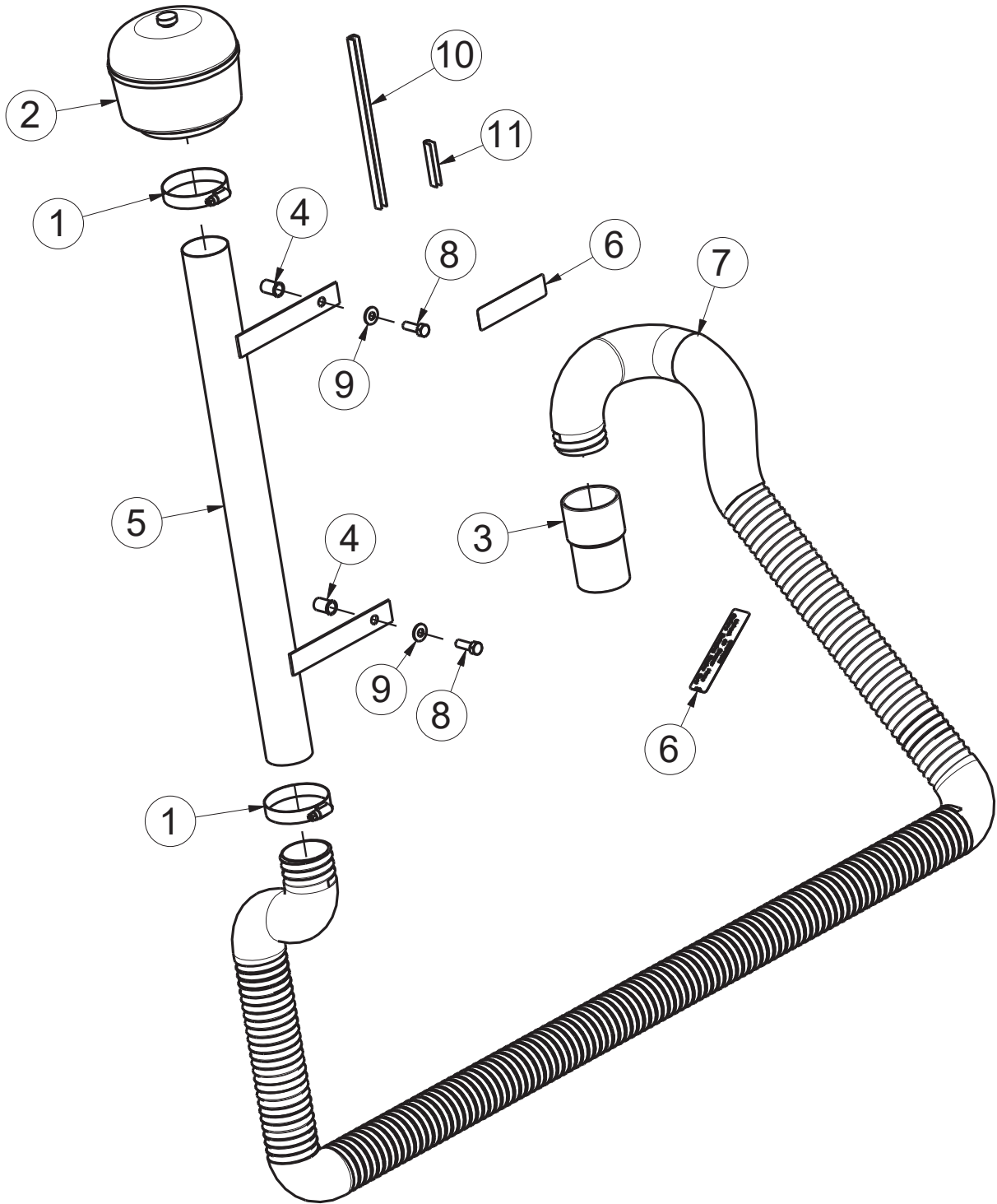
OPT - AIR CLEANER, EXTERNAL AUX (3330896)			
ITEM	PART NO.	REQ'D	DESCRIPTION
1	690008	2	CLAMP, W-FOOT, AIR CLEANER, AM9D
2	711228	4	SCR-HH 5/16-18 X .75 ZP GR 5
3	711374	4	NUT-NYLOC 5/16-18 ZP
4	3301720	1	FTG-90 ELL 1/8 FPT
5	3303031	1	AIR CLNR- HEAVY DUTY
6	3303887	1	PRE-CLEANER-DONALDSON AIR CLNR
7	3303991	1	INDICATOR-AIR CLEANER RESTRICTION
8	3311797	1	CUFF-HOSE 2" X 2"
9	3312189	1	CLAMP-HOSE 2" NOMINAL SS WORM
10	3323900	1	HOSE-VACUUM TC/1
11	3333769	2	DECAL-UNHOOK AIR CLEANER HOSE B4 ENG SWV
12	3500118	1	EDGING-VINYL TRIM 1/8" X 250'

OPT - AIR CLEANER, HEAVY DUTY (3331034)



OPT - AIR CLEANER, HEAVY DUTY (3331034)			
ITEM	PART NO.	REQ'D	DESCRIPTION
1	620176	3	CLAMP, HOSE, WORM TYPE, 4"
2	711228	4	SCR-HH 5/16-18 X .75 ZP GR 5
3	711374	6	NUT-NYLOC 5/16-18 ZP
4	3300376	2	STUD-BALL GAS SPR 5/16-18 THRD .391DIA.
5	3303991	1	INDICATOR-AIR CLEANER RESTRICTION
6	3308767	1	SPRING-GAS 8" STROKE, 19.7" EXT (100LBF)
7	3311797	1	CUFF-HOSE 2" X 2"
8	3312189	1	CLAMP-HOSE 2" NOMINAL SS WORM
9	3317909	1	HOSE-2" DIAx36" LONG
10	3331035	1	AIR CLEANER-TURBO 3 MODEL HEAVY DUTY
11	3331036	1	AIR CLEANER-HEAVY DUTY(METAL)
12	3331037	2	CLAMP-HD AIR CLEANER
13	3332508	1	AIR HOSE CONNECTOR 2" DIA
14	3332509	1	HOSE-3" IDx18" LG, HD AIR CLEANER
15	3333769	2	DECAL-UNHOOK AIR CLEANER HOSE B4 ENG SWV
16	3400044	4	SCR-HH 10-32 X .75 ZP SERR FLANGE
17	3400172	4	NUT-JAM 10-32 ZP NYLOC
18	3500118	1	EDGING-VINYL TRIM 1/8" X 250'

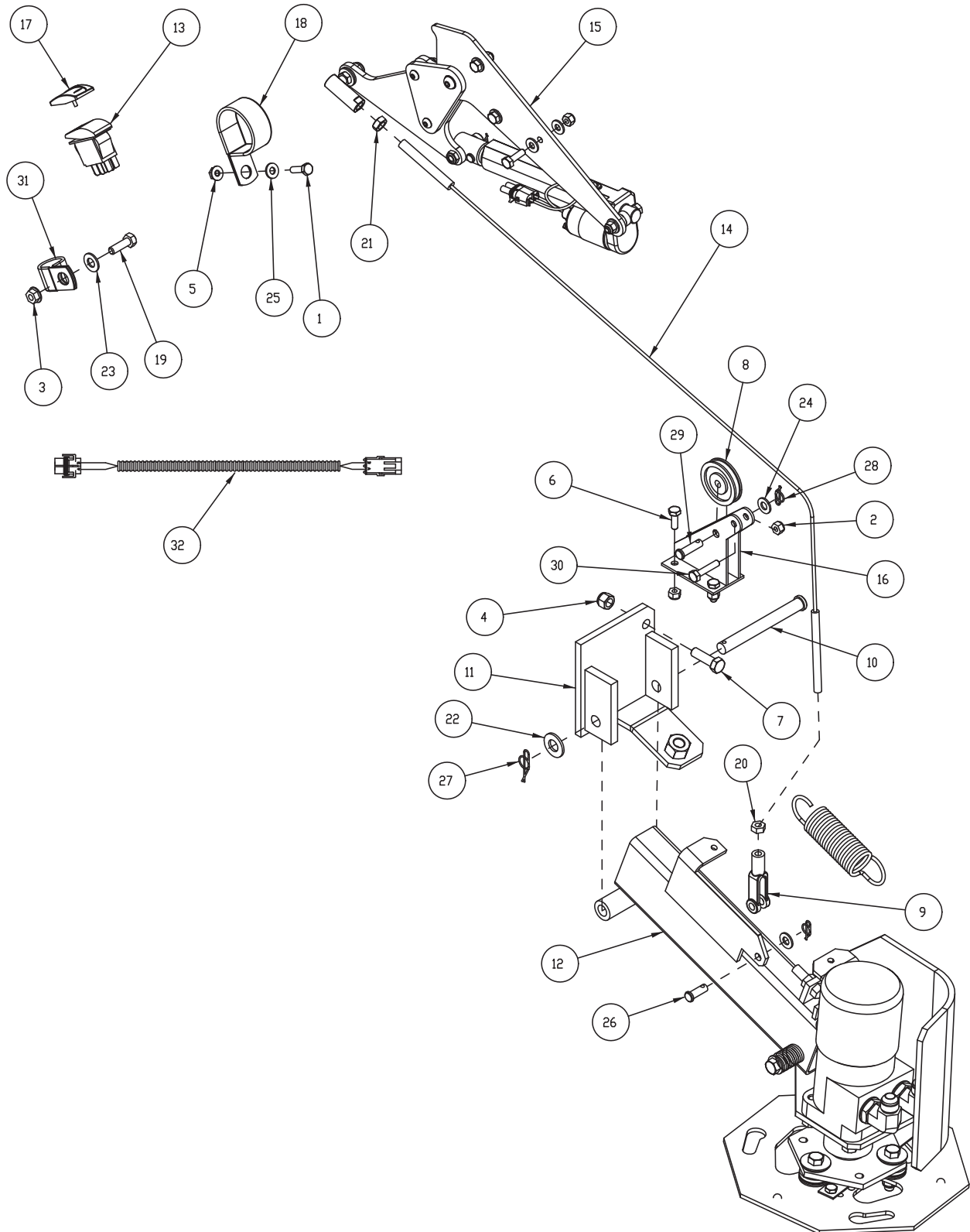
OPT - AIR CLEANER, EXTERNAL AUX OVERHEAD GUARD (3331338)



OPT - AIR CLEANER, EXTERNAL AUX OVERHEAD GUARD (3331338)			
ITEM	PART NO.	REQ'D	DESCRIPTION
1	3300336	2	CLAMP-HOSE 3" MAX SS
2	3303887	1	PRE-CLEANER-DONALDSON AIR CLNR
3	3311797	1	CUFF-HOSE 2" X 2"
4	3322187	2	INSERT-5/16-18 UNC, GRIP RANGE .150-.312
5	3331337	1	MNT EXTRNL AUX SW/A OHG
6	3333769	2	DECAL-UNHOOK AIR CLEANER HOSE B4 ENG SWV
7	3342991	1	HOSE-INTK EXT AUX SW/A OHG/90" LGTH
8	3400035	2	SCR-HH 5/16-18 X 1.00 ZP GR 5
9	3400384	2	WASHER-CONICAL SPRING 5/16
10	3500116	1	EDGING-VINYL 5/16
11	3500117	1	EDGING-VINYL TRIM 3/16" X 250'

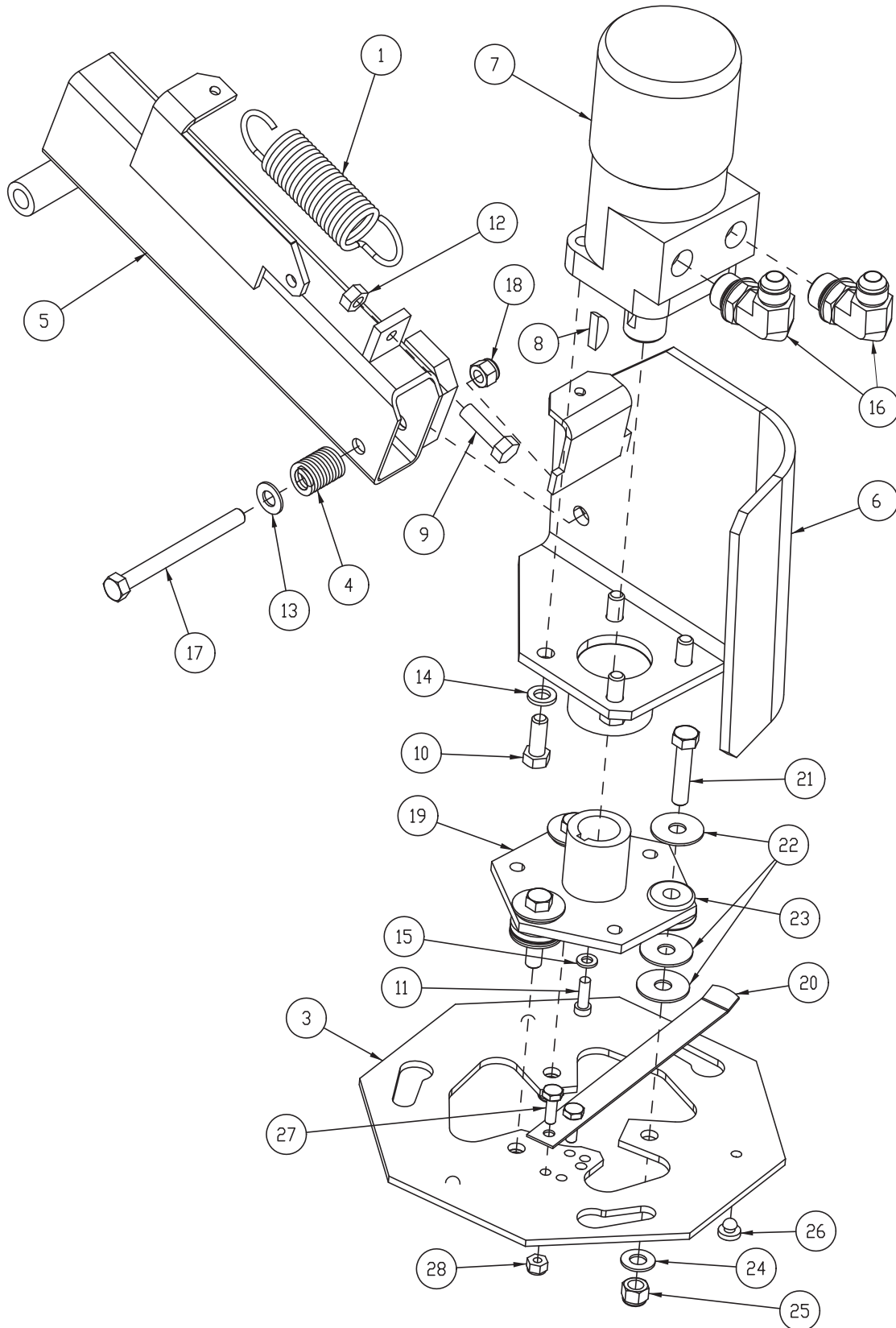
OPT - LH CURB BROOM KIT ASSEMBLY (3338666)

OPT - DUAL CURB BROOM KIT ASSEMBLY WITH HOPPER (3333918BR)



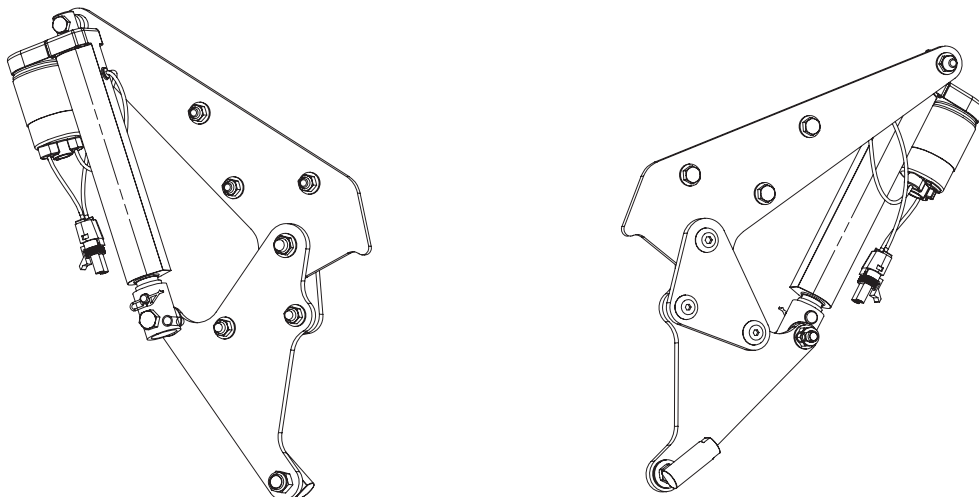
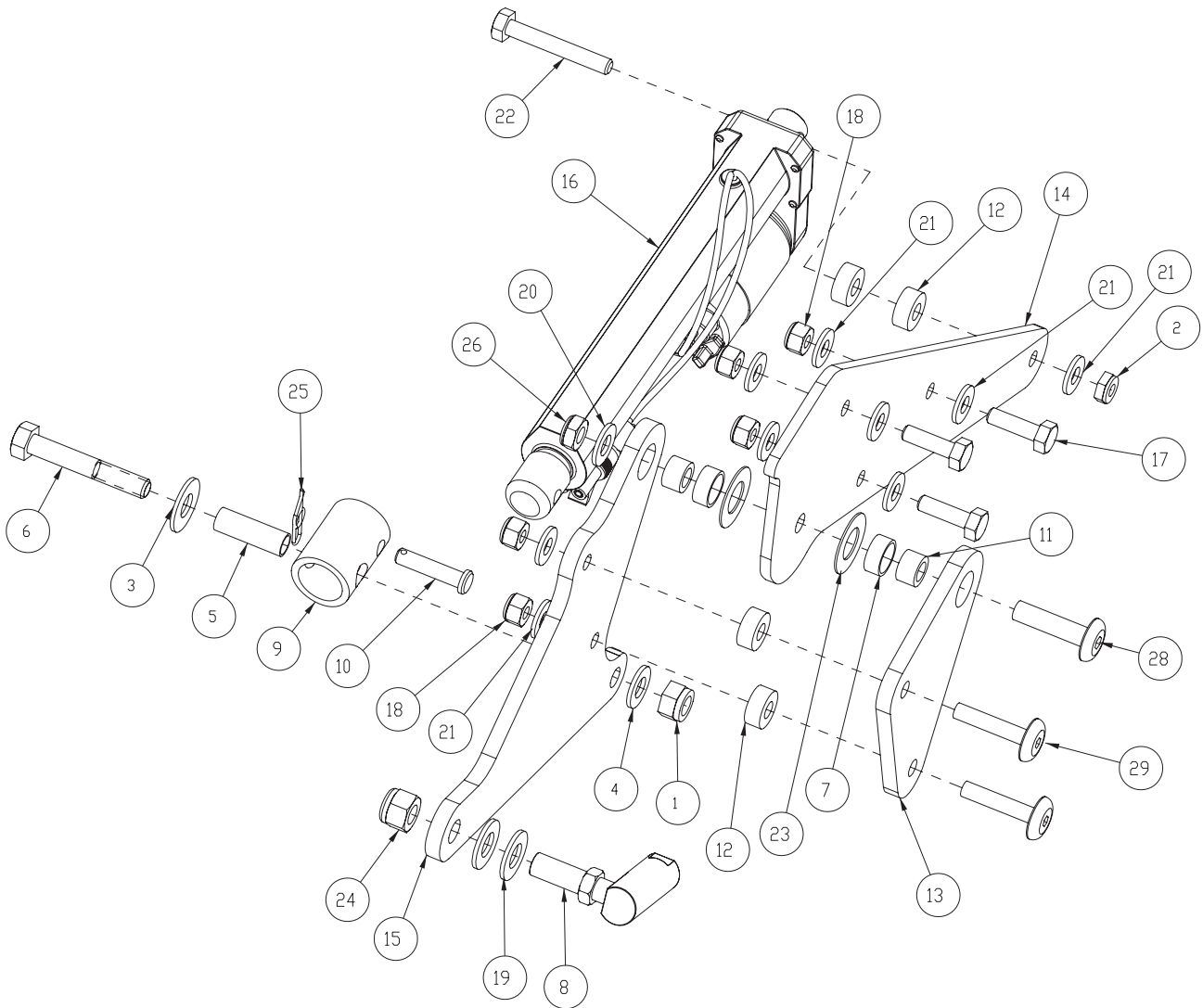
OPT - LH CURB BROOM KIT ASSEMBLY (3338666)			
DUAL CURB BROOM KIT ASSEMBLY WITH HOPPER (3333918BR)			
ITEM	PART NO.	REQ'D	DESCRIPTION
1	711206	1	BLT-HH 1/4-20 X .87 STL ZINC
2	711373	3	NUT-NYLOC 1/4-20
3	711379	1	NUT-FLANGED WIZZ 5/16-18
4	711380	2	NUT-NYLOC 3/8-16
5	711425	1	NUT-FLANGED WIZZ 1/4-20 STL ZP
6	713002	2	BLT-HH 1/4-20 X .75 #5 ZINC
7	713043	2	BLT-HH 3/8-16 X 1.25 #5
8	3300368	1	PULLEY-PLASTIC 2" x .25" GROOVE
9	3307642	1	CLEVIS-5/16 PLTD SW/A
10	3307794	1	PIN-CLEVIS 1/2 X 4-1/2 ZP
11	3317214	1	MNT-DUAL CURB BROOM PNTD
12	3319421	1	ASSY-DUAL CURB BROOM (SEE DETAIL ON FOLLOWING PAGES)
13	3332713	1	SWITCH-DOUBLE SCRUB BROOM
14	3334946	1	CABLE-SIDE BROOM, 33" LG, 1/8"D
15	3335420	1	ASSY- SIDE BROOM LIFT LH
16	3335422	1	WELD-PULLEY LH SIDE BROOM
17	3342273	1	COVER-SWITCH, CARLING, BLACK W/LENS
18	3343539	1	CLAMP-P TYPE, 2 DIA
19	3400035	1	SCR-HEX,5/16-18X1.00 ZP
20	3400069	1	NUT-HEX 5/16-24 ZP
21	3400075	1	NUT-HEX JAM 3/8-24 ZP
22	3400086	1	WASHER-FLAT 1/2 STANDARD ZP
23	3400087	1	WASHER-FLAT 3/8 STANDARD ZP
24	3400088	2	WASHER-FLAT 5/16 IDx.688 ODx.065 THK
25	3400089	1	WASHER-FLAT 1/4 STANDARD ZP
26	3400118	1	PIN-CLEVIS 5/16x7/8 ZP
27	3400124	1	PIN-COTTER 5/8 RUE-RING
28	3400125	2	RING-RUE 3/8 COTTER PIN
29	3400184	1	PIN-CLEVIS 5/16 X 1-1/8 ZP
30	3400227	1	SCR-HEX,1/4-20X1.25 ZP
31	3400999	1	CLAMP-HOSE 1-1/8" DIA STEEL VINYL COATE
32	3317219P	1	HARNESS-DUAL CURB BRM, 9X
-	3317231BRM	1	HOPPER, 9X, DUAL C-BRM & FILTER, ORANGE (OPTION 3333918BR ONLY)
-	675427	1	HOSE-LH CB MTR IN TO RT CB OUT 170" (NOT SHOWN)
-	675428	1	HOSE-LH CB MTR OUT TO IMP TEE 100" (NOT SHOWN)
-	690262	1	DECAL, LEFT SIDE CURB BROOM - 9X (NOT SHOWN)
-			

DUAL CURB BROOM SUB-ASSEMBLY (3319421)
INCLUDED IN OPTIONS 3332177, 3338666 AND 3333918



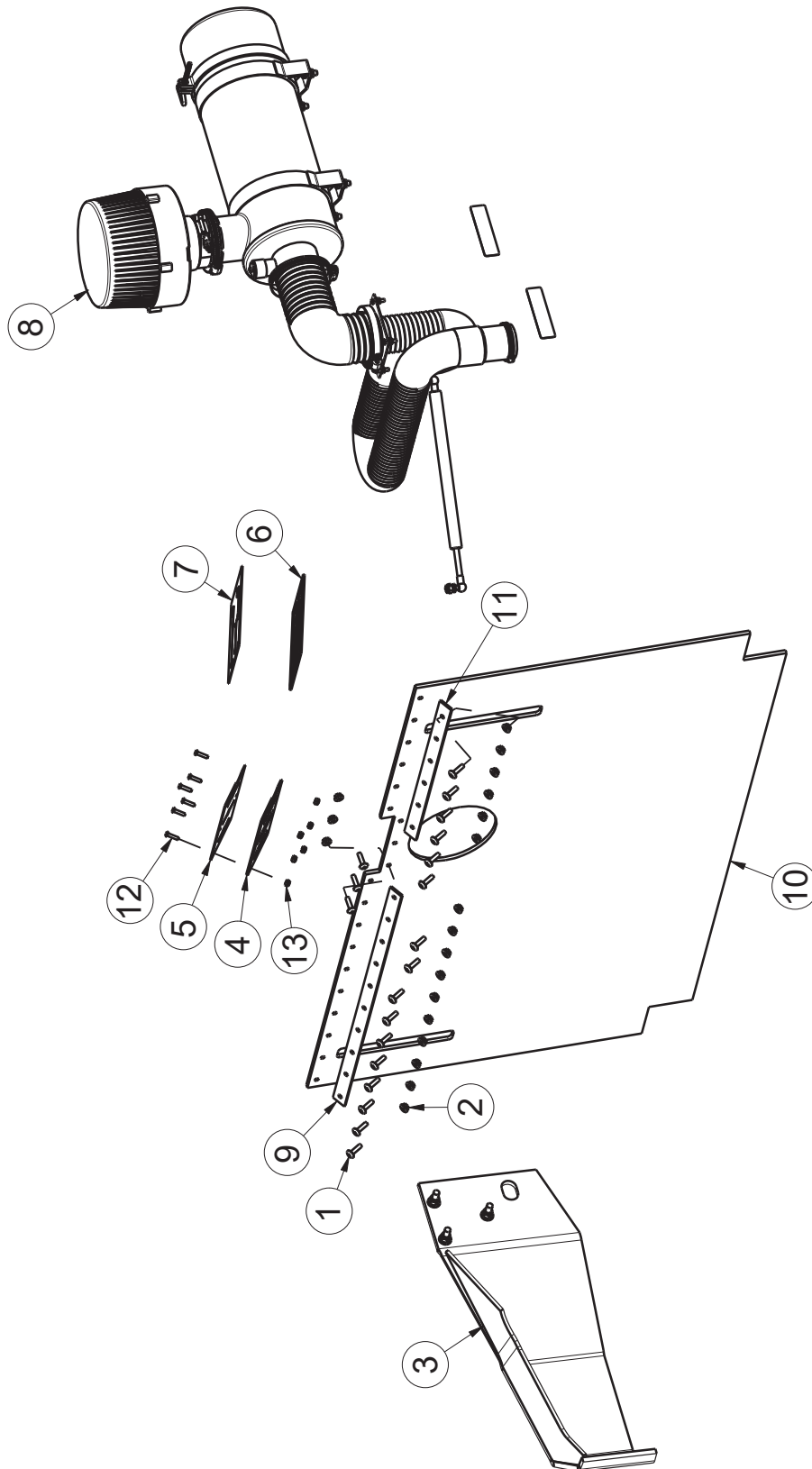
DUAL CURB BROOM SUB-ASSEMBLY (3319421)			
ITEM	PART NO.	REQ'D	DESCRIPTION
1	3302599	1	SPRING-EXT LOOPS-IN-LINE ZP
3	3301262	1	PLATE-GIMBAL SC HD
4	3306179	1	SPRING-COMPRESSION, CURB BROOM
5	3309778	1	LH CURB BROOM ARM PNTD
6	3309782	1	LH SIDE BROOM MOUNT PNTD
7	3316897	1	MOTOR-HYD CURB BRM
8	3330338	1	KEY-SHAFT D-FOSS CB/MB/SC MTRS (REPLACEMENT)
9	711250	1	SCR-HH 3/8-16 X 1.25 ZP GR 5
10	3400030	4	SCR-HEX,3/8-16X1.00, GRADE 5, ZP
11	3400049	1	SCR-SOCKET HEAD,1/4-20X0.75 ZP NYLOCK
12	3400068	1	NUT-HEX 3/8-16 ZP
13	3400087	1	WASHER-FLAT 3/8 STANDARD ZP
14	3400101	4	WASHER-LOCK 3/8 SPLIT ZP
15	3400103	1	WASHER-LOCK 1/4 SPLIT ZP
16	675528	2	FTG-STR THD ELBOW -8 ORFS TO -10 SAE
17	3400258	1	SCR-HEX,3/8-24X4.00 ZP
18	3400342	1	NUT-HEX 3/8-24 ES ZP
19	3300875	1	DRIVE HUB SC BR
20	3302058	1	BAR-CURB BROOM RETAINER
21	3400027	3	SCR-HEX,3/8-16X1.75 ZP
22	3400278	9	WASHER-FENDER 3/8
23	3300465	3	ISOLATOR-RUBBER (.375IDx.81OD)
24	3400087	3	WASHER-FLAT 3/8 STANDARD ZP
25	711380	3	NUT-NYLOC 3/8-16
26	3300526	3	BUMPER-RUBBER 1/4IDx1/8 THK
27	713002	2	BLT-HH 1/4-20 X .75 #5 ZINC
28	711373	2	NUT-NYLOC 1/4-20

SIDE BROOM LIFT LH (3335420)
INCLUDED IN OPTION 3338666



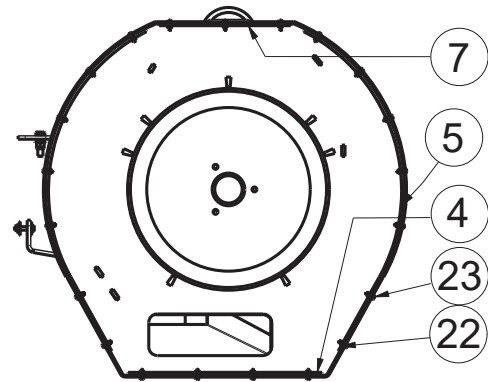
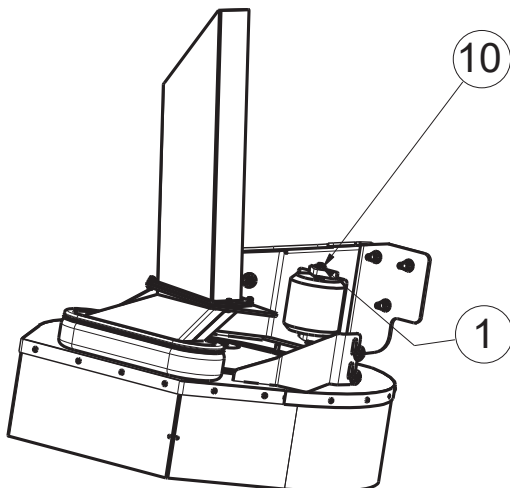
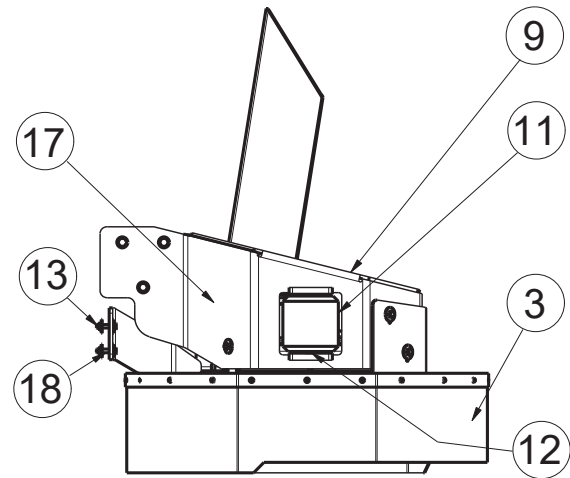
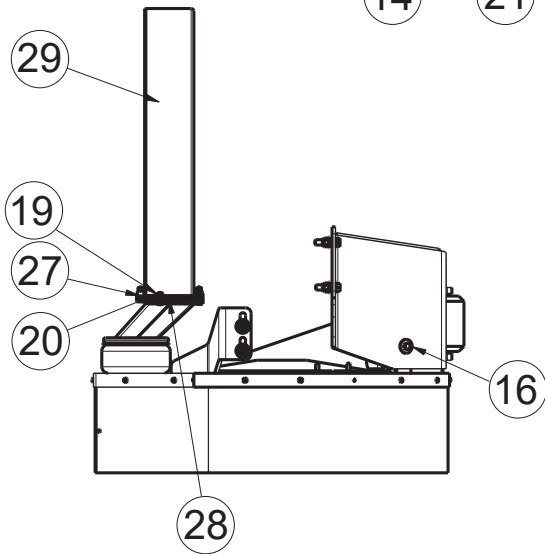
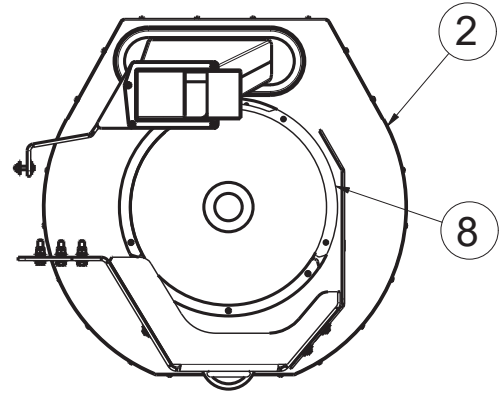
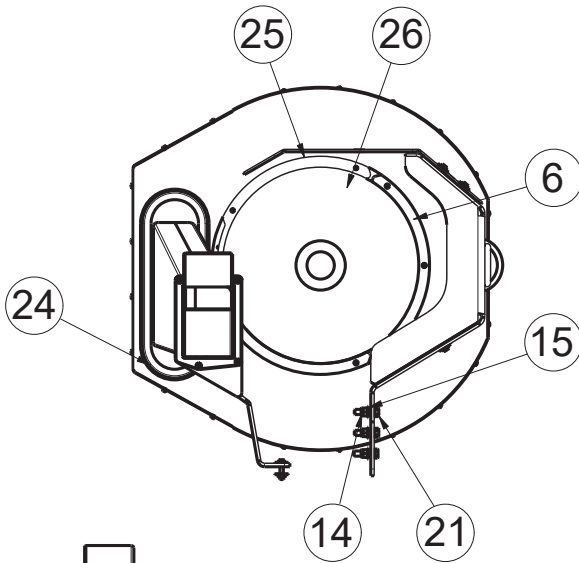
SIDE BROOM LIFT LH (3335420)			
ITEM	PART NO.	REQ'D	DESCRIPTION
1	711374	1	NUT -NYLOC 5 /16-18
2	711387	1	NUT -NYLOC 1/4-20 112 NUT
3	711569	1	WASHER-FLAT .390 X .880 X .062 NYL
4	712333	1	WASHER-FLAT 5/16 SS
5	713104	1	BUSHING, SLEEVE, 3/8
6	713107	1	GRD 9 ZP
7	3300431	2	BUSHING-.499 ID X . 594 DD C X. 250
8	3300461	1	BALL JOINT
9	3318884	1	ADAPTER -CURB BRM ACTUATOR
10	3318887	1	PIN-CLEVIS 1/4 X 1-1/ 8
11	3335273	2	SPACER -.32 ID X .499 DD x .31 LG
12	3335274	4	SPACER -.28 ID X . 625 DD x . 26 LG
13	3335275	1	PLATE-SUPPORT SB LIFT
14	3335372	1	MOUNT - PIVOT SIDE BROOM
15	3335373	1	PLATE - PIVOT SIDE BROOM
16	3336595	1	ACTUATOR-DUAL BROOM- 12VDC WEATHERPACK
17	3400041	3	SCREW -HHM 1/4-20 X . 875 LG ZP
18	3400081	5	NUT -HE X 1/4-20 ES ZP
19	3400087	2	WASHER-FLAT 3/8 ZP
20	3400088	1	WASHER-FLAT 5/16 X.688 X .065 ZP
21	3400089	9	WASHER-FLAT 1/4 ZP
22	3400173	1	SCREW -HHM 1/4-20 X 1.75 LG ZP
23	3400178	2	BEARING-THRUST .531 ID X 1.00 DD
24	3400342	1	NUT -HEX 3/8-24 ES ZP
25	3400742	1	RUE RING-1/4 HEAVY ZP
26	3401098	1	NUT -HEX JAM 5/16-18 ES ZP
28	3401440	1	5/16-18 X 1.25 LG ZP
29	3401983	2	SCREW BH 1/4-20 X 1.25 LG

OPT - EXTREME ENVIRONMENT DUST COVER (3334437)



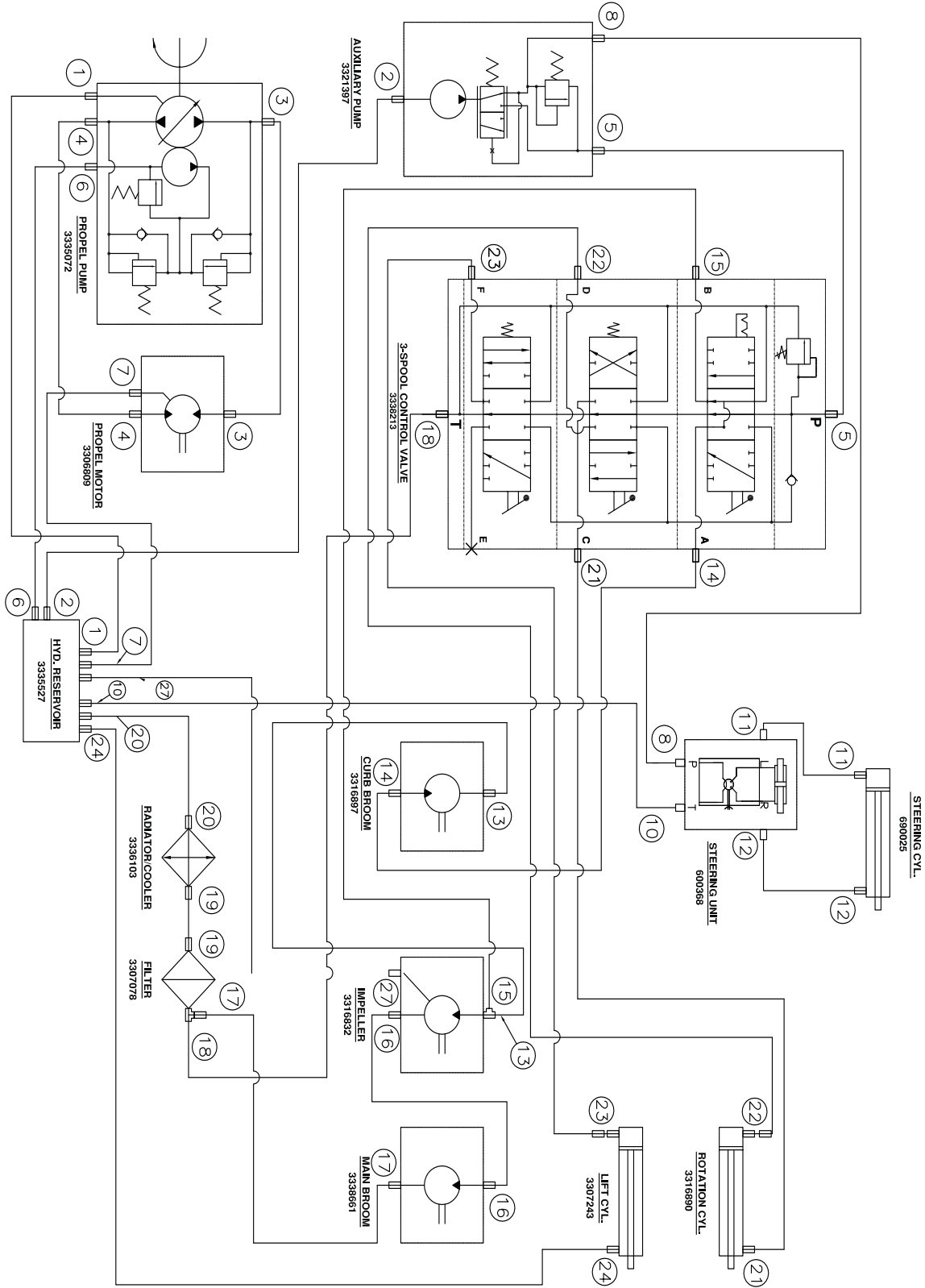
OPT - EXTREME ENVIRONMENT DUST COVER (3334437)			
ITEM	PART NO.	REQ'D	DESCRIPTION
1	710182	19	SCR-THMS 1/4-20 X 1.00 ZP
2	711425	19	NUT-FLANGED WIZZ 1/4-20 ZP
3	3317302	1	OPT-HD CURB BROOM,RIGHT
4	3322615	1	PLT-SOUND SEAL RET CONT VALVE
5	3322616	1	SOUND SEAL-ARMA CONTROL VALVE
6	3322682	1	PLATE-SND SEAL RET BRM LIFT LVRS
7	3322683	1	SEAL-SOUND ARMA BRM LIFT LEVER
8	3331034	1	OPT-AIR CLEANER,HEAVY DUTY
9	3334432	1	BAR-SUPPORT LONG LINTEL COVER
10	3334434	1	EXTREME ENVIRONMENT DUST COVER
11	3337843	1	BAR-MID SUPPORT LINTEL COVER 9X
12	3400044	6	SCR-HH 10-32 X .75 ZP SERR FLANGE
13	3400172	6	NUT-JAM 10-32 ZP NYLOC

OPT - VACUUMIZED SIDE BROOM (3338470)



OPT - VACUUMIZED SIDE BROOM (3338470)			
ITEM	PART NO.	REQ'D	DESCRIPTION
1	711713	2	RET RING-E EXT .50
2	3338461	1	WDT - VACUUM CB BASE 26"
3	3338464	1	RUBBER SKIRT 26"
4	3338465	1	END BRACKET
5	3338466	2	SIDE BRACKET
6	3338474	1	METAL MOUNTING BRACKET RUBBER DISC
7	3338486	1	INNER MNTING BRACKET-OUTER 26"
8	3338633	2	METAL MNTING BRCKT RBBER DISC (INBRD SIDE
9	3338663	1	WDT - HD CB GUARD W/ MNT ROLLER
10	3341052	1	PIN-BUMPER GUARD
11	3341053	1	ROLL-BUMPER GUARD
12	3341054	2	SPACER-BUMPER GUARD
13	711425	5	NUT-FLANGED WIZZ 1/4-20 ZP
14	711380	3	NUT-NYLOC 3/8-16 ZP
15	3400087	6	WASHER-FLAT 3/8 ZP
16	3400090	10	WASHER-FENDER 1/4 X 1.00 ZP
17	3400095	4	WASHER-FLAT #10 ZP
18	3400227	5	SCR-HH 1/4-20 X 1.25 ZP GR 5
19	3400399	4	NUT-NYLOC 10-24 SS
20	3400448	4	SCR-HEX,#10-24XO.75 18-8 SS
21	3400455	3	SCR-HH 3/8-16 X 1.50 SS
22	3401674	21	NUT, CLIP-ON, 8-32, BLACK PHOSPHATE
23	3401676	21	SCREW, PPH THRD FORM 8-32 X 5/8 ZP
24	25583220	1	EDGE PROTECTION (ORDER IN METERS)
25	90542952	1	RUBBER DISC UPPER
26	90545757	1	RUBBER DISC LOWER
27	90546136	1	THREADED FLANGE
28	90546144	1	GASKET
29	96119607	1	SUCTION PIPE

HYDRAULIC SCHEMATIC AM9D-III



3334846, Sheet 1 of 3, Rev B, 05/2016

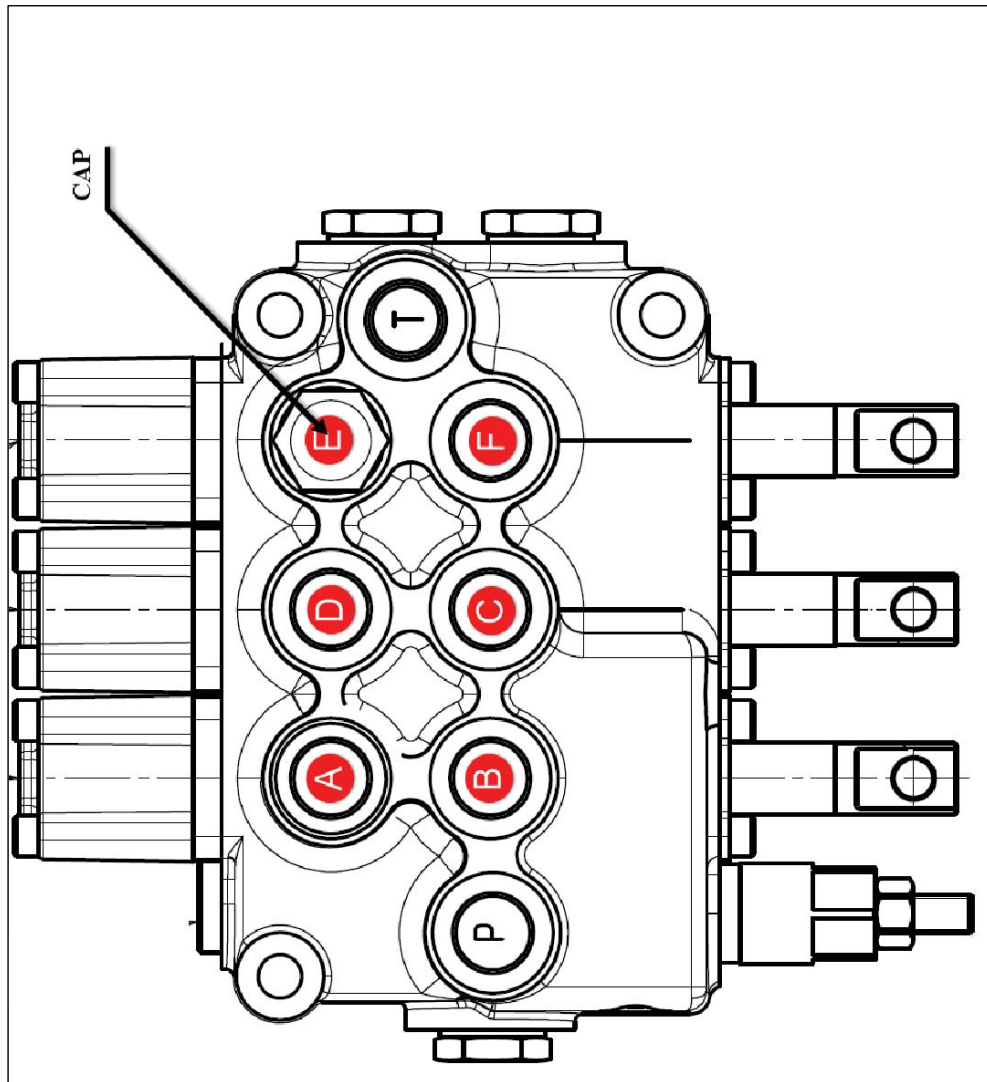
HYDRAULIC SCHEMATIC AM9D-III

No.	Adapter 1	hose assy #	Adapter 2	Adapter Assignment												Comments:	
				RESV	HYD PUMP	AUX PUMP	RW	CONTR VALVE	PS	ROTOR UNIT	CB	IMP	MB	FILTER	ROTOR CYL		LIFT CYL
1	675524	675400	675527	1	2												Reservoir to Propel pump inlet.
2	675506	675401	675505	1		2											Reservoir to Aux pump inlet.
3	675500	675402	675501				2										Propel pump drivers side to Propel motor port A.
4	675501	675403	675502				1										Propel motor port B to Propel pump passenger side.
5	675528	675404	675524				1	2									Aux pump to 3-spool control valve port IN.
6	675520	675405	675521	2	1												Propel pump to reservoir.
7	675508	675406	675510	2		1											Propel motor to reservoir, case drain.
8	675512	675407	675511			1		2									Aux pump to Steering unit port P.
9																	
10	675552	675409	675519					1									Steering unit to reservoir.
11	675552	675410	675518					1	2								Steering unit L port to port P1 on steering cylinder.
12	675515	675411	675518					1	2								Steering unit R port to port P2 on steering cylinder.
13		675412	675528							1	2						Inlet tee to curb broom out.
14	675524	675413	675528				2			1							Valve port A to curb motor inlet port A.
15	675524	675414	675525				1				2						Control valve outlet to Impeller inlet tee. See hose 13 for details.
16	675523	675415	675523								1	2					From impeller out port to Main broom in port A.
17	675523	675416	675529 / 675526									1	2				From main broom outlet Port B to filler inlet.
18	675524	675417											2				From T port on control valve to filter inlet tee. See hose 17.
19	675537	675418	675530										1	2			From filter outlet to Cooler inlet (top of cooler pack).
20	675503	675419	675503			2								1			From cooler outlet (bottom of cooler) to reservoir.
21	675513	675420	675507														From control valve port C to rod end of rotate cylinder.
22	675507 / 675547	675421	675513					1							2		From piston end of rotate cylinder to control valve port D.
23	675518 / 675550	675422	675513					2									From piston end of lift cylinder to control valve port F.
24	675518	675423	675510			2											From rod end of lift cylinder to reservoir.
27	675508	675426	675510			2									1		From impeller case drain to reservoir.

3334846, Sheet 2 of 3, Rev B, 05/2016

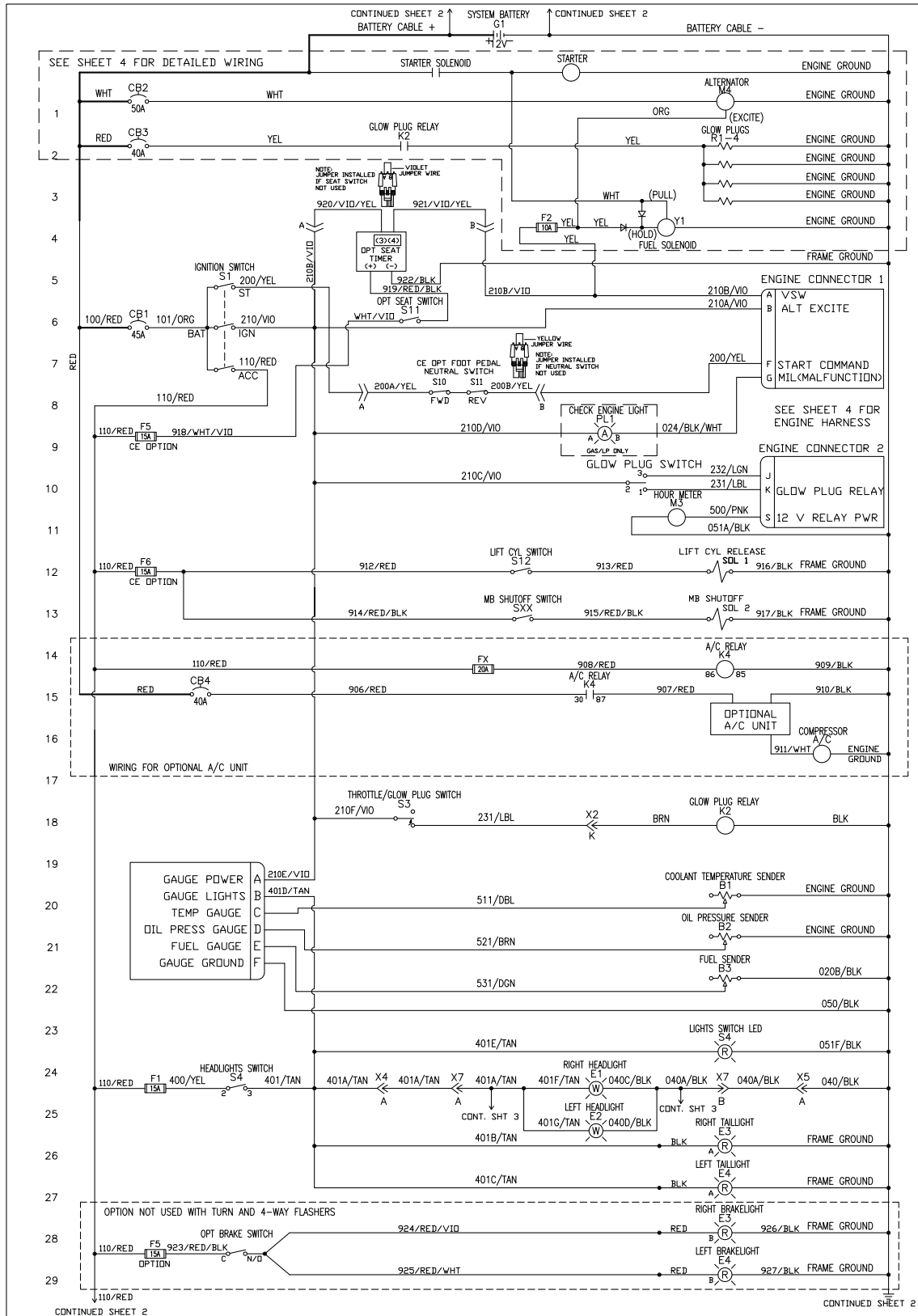
HYDRAULIC SCHEMATIC AM9D-III

PORT LOCATIONS ON VALVE
BODY 3338213 ARE AS SHOWN



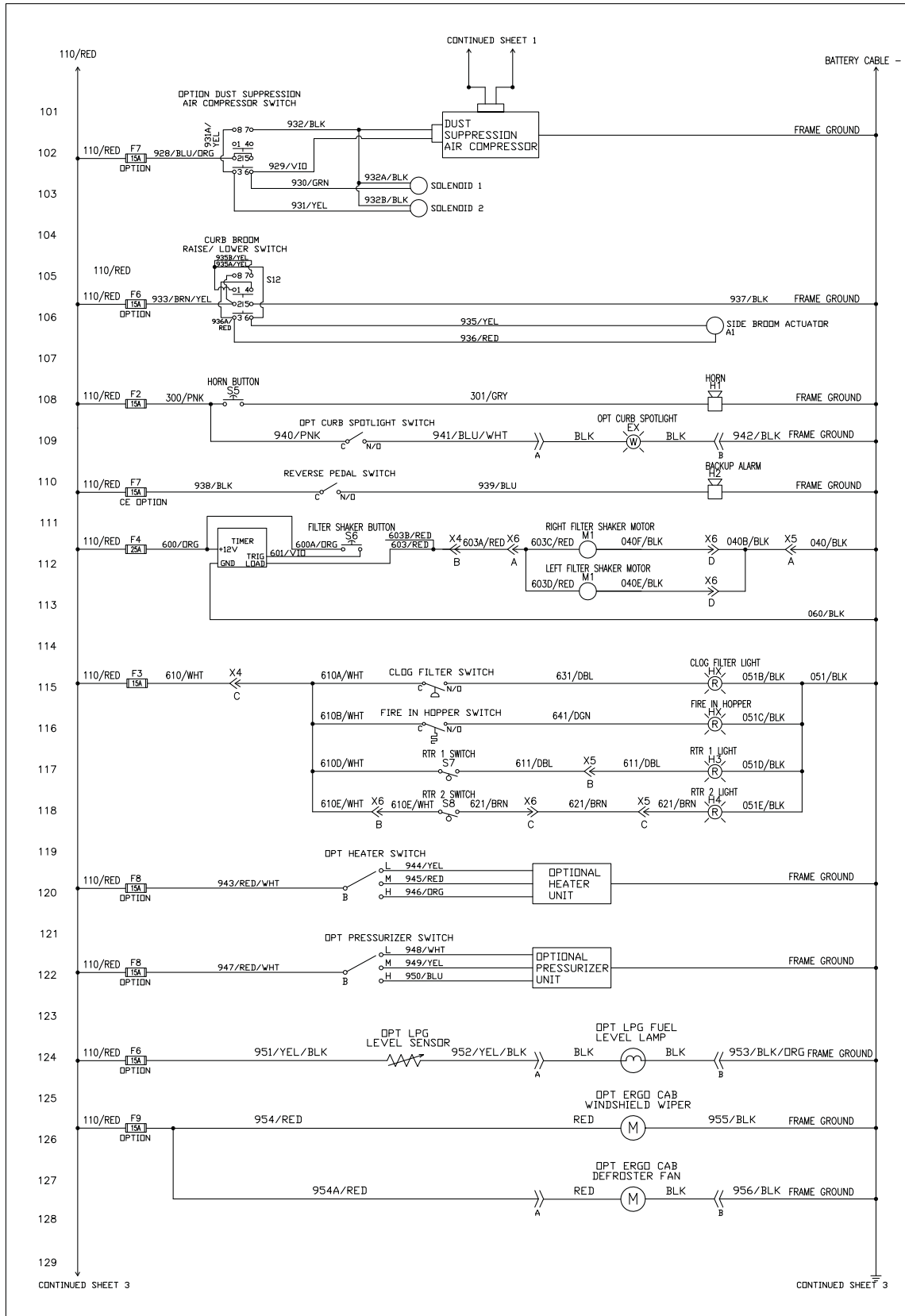
3334846, Sheet 3 of 3, Rev B, 05/2016

ELECTRICAL SCHEMATIC WITH KUBOTA V150S



REV	ECN	DATE	DESCRIPTION	BY	TITLE
A	MN-18930	04/08/15	ADDED CE OPTIONS	KHH	SCHEMATIC-ELECTRICAL
B	MN-13049	07/28/15	UPDATED SCHEMATIC	KHH	AM9D/9X DIESEL CE
C	MN-13282	06/28/16	UPDATED SCHEMATIC, ADD SHEET 4	KHH	
D	MN-13437	03/09/17	UPDATED DIESEL SCHEMATIC, SHEET 1 & 4	KHH	

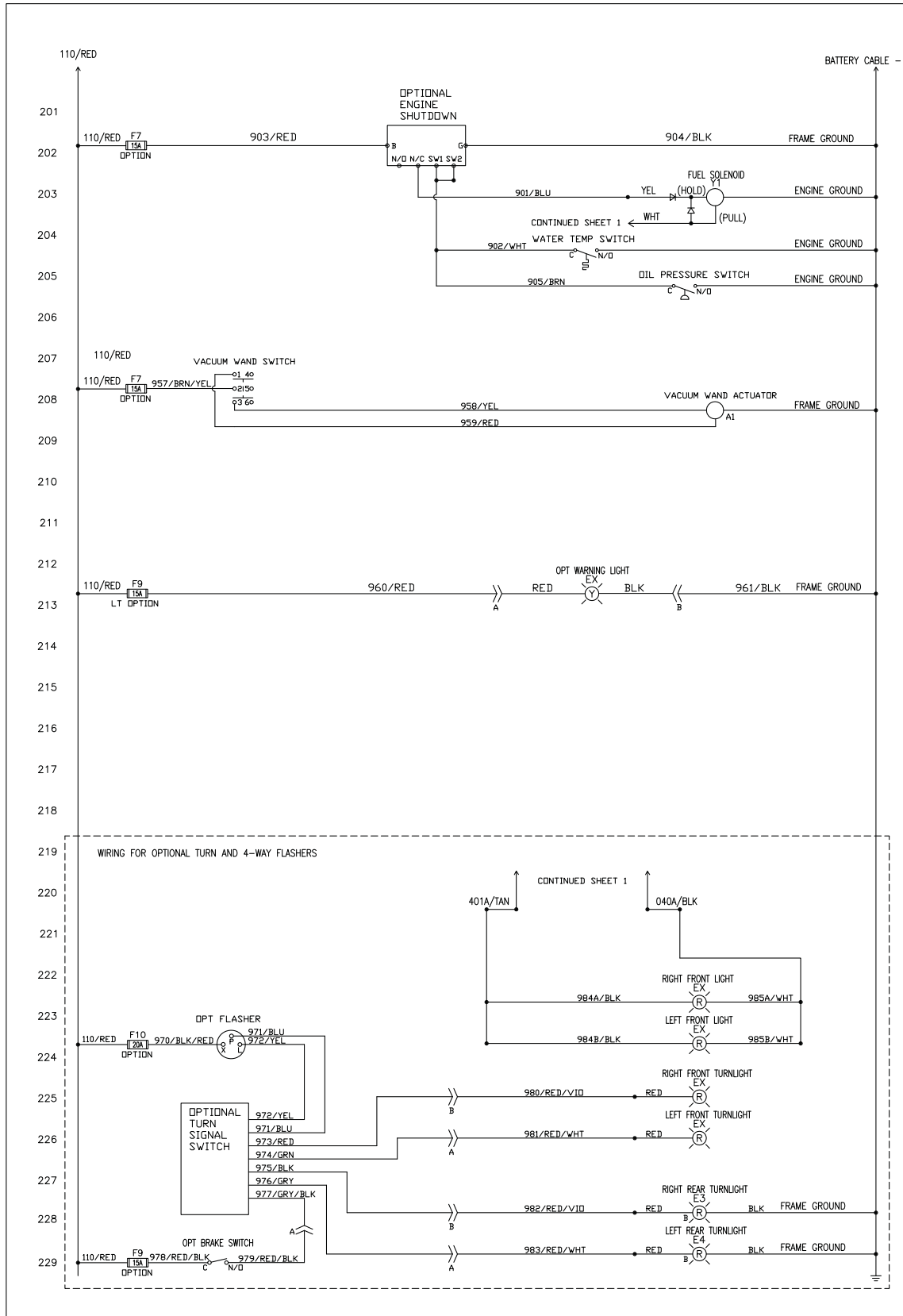
<p>175 ANDERSON STREET ABSECON, NJ 08315 PHONE: (910) 944-2105 FAX: (910) 944-7409</p>	<p>CAD BY JWP</p>	<p>DATE 5/3/10</p>	<p>PART NUMBER 3397501</p>	<p>REVISION D</p>	<p>PAGE NUMBER 1 OF 4</p>
--	-----------------------	------------------------	--------------------------------	-----------------------	-------------------------------



REV	ECN	DATE	DESCRIPTION	BY	DATE	TITLE
A	MIN-12930	04/08/15	ADDED CE OPTIONS	KHH		SCHEMATIC-ELECTRICAL AM9D/9X DIESEL CE
B	MIN-13049	07/28/15	UPDATED SCHEMATIC	KHH		
C	MIN-13088	06/28/16	UPDATED SCHEMATIC, ADD SHEET 4	KHH		
D	MIN-13497	03/09/17	UPDATED DIESEL SCHEMATIC, SHEET 4	KHH		

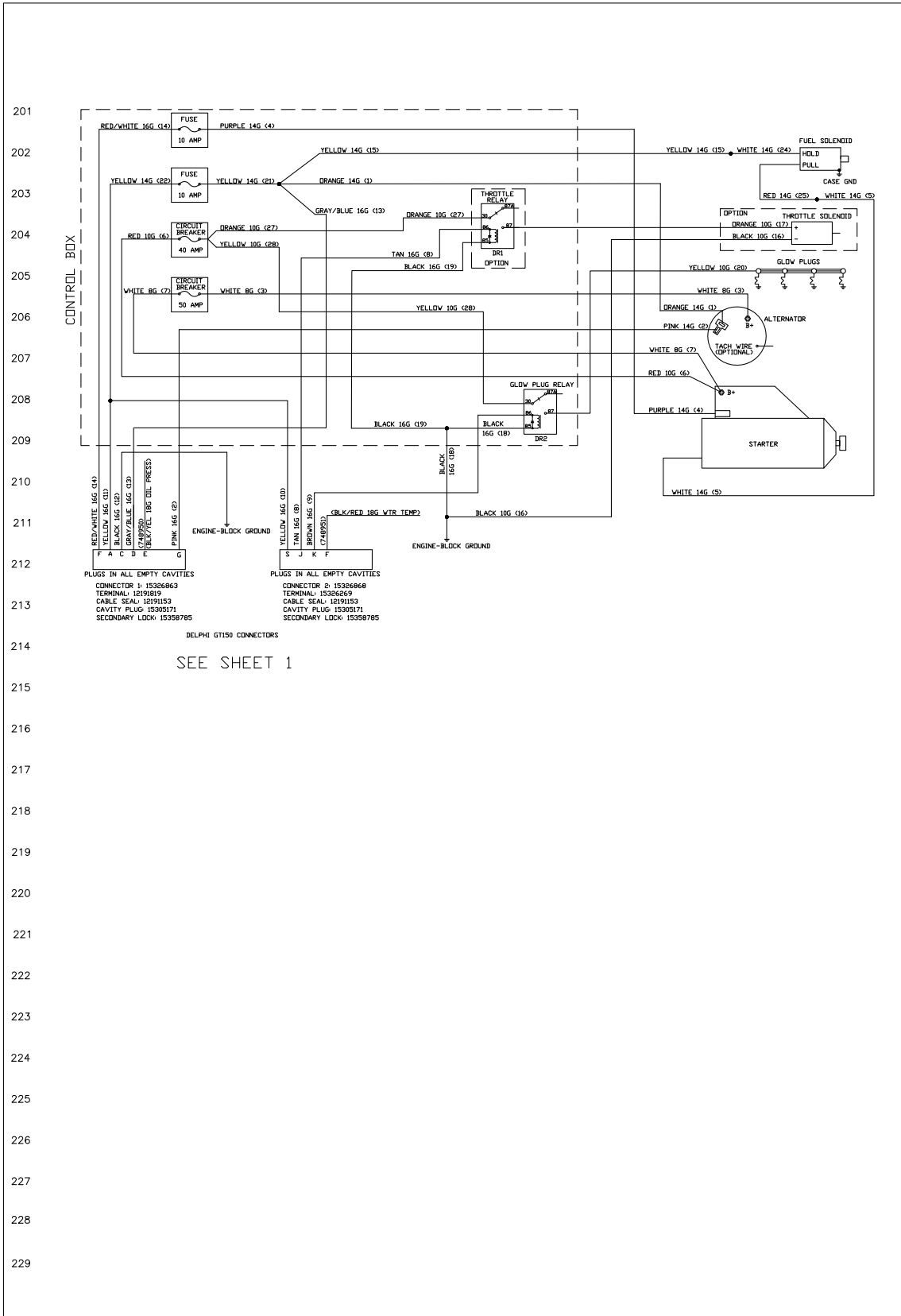
	175 ANDERSON STREET ABERDEEN, NC 28315 PHONE: (910) 944-2105 FAX: (910) 944-7409	CONFIDENTIAL THIS DOCUMENT AND THE INFORMATION CONTAINED HEREIN ARE THE SOLE PROPERTY OF MINUTEMAN INTERNATIONAL, INC. THE CONTAINING IS NOT TO BE COPIED, REPRODUCED, OR TRANSMITTED IN ANY FORM OR BY ANY MEANS, ELECTRONIC OR MECHANICAL, INCLUDING PHOTOCOPYING, RECORDING, OR BY ANY INFORMATION STORAGE AND RETRIEVAL SYSTEM, WITHOUT THE WRITTEN PERMISSION OF MINUTEMAN INTERNATIONAL, INC. ALL INFORMATION CONTAINED HEREIN IS UNCLASSIFIED EXCEPT WHERE SHOWN OTHERWISE.	PART NUMBER 3397501	REVISION D	PAGE NUMBER 2 OF 4
ELECTRICAL DESIGN ENGINEER Jeff Pollack	CAD BY JWP	DATE 5/3/10			

ELECTRICAL SCHEMATIC



REV	ECN	DATE	DESCRIPTION	BY	DATE	TITLE
A	MIN-12930	04/08/15	ADDED CE OPTIONS	KHH		SCHEMATIC-ELECTRICAL AM9D/9X DIESEL CE
B	MIN-13049	07/28/15	UPDATED SCHEMATIC	KHH		
C	MIN-13282	06/28/16	UPDATED SCHEMATIC, ADD SHEET 4	KHH		
D	MIN-13437	03/09/17	UPDATED DIESEL SCHEMATIC, SHEET 4	KHH		

	175 ANDERSON STREET ABERDEEN, NC 28315 PHONE: (910) 944-2105 FAX: (910) 944-7409	CONFIDENTIAL THIS DOCUMENT IS THE PROPERTY OF MINUTEMAN INTERNATIONAL, INC. IT IS TO BE USED ONLY FOR THE EQUIPMENT AND COMPONENTS SPECIFICALLY IDENTIFIED HEREIN. IT IS NOT TO BE REPRODUCED, COPIED, OR TRANSMITTED IN ANY FORM OR BY ANY MEANS, ELECTRONIC OR MECHANICAL, INCLUDING PHOTOCOPYING, RECORDING, OR BY ANY INFORMATION STORAGE AND RETRIEVAL SYSTEM, WITHOUT THE WRITTEN PERMISSION OF MINUTEMAN INTERNATIONAL, INC. ANY UNAUTHORIZED REPRODUCTION OR TRANSMISSION OF THIS DOCUMENT IS STRICTLY PROHIBITED.	PART NUMBER 3397501	REVISION D	PAGE NUMBER 3 OF 4
ELECTRICAL DESIGN ENGINEER Jeff Pollack	CAD BY JWP	DATE 5/3/10			



REV	ECN	DATE	DESCRIPTION	BY	PowerBoss® The Power of Clean	175 ANDERSON STREET ABERDEEN, NC 28315 PHONE: (910) 944-2105 FAX: (910) 944-7409	CONFIDENTIAL THIS DOCUMENT IS THE PROPERTY OF MINUTEMAN INTERNATIONAL. IT IS TO BE USED ONLY FOR THE PROJECT AND NOT TO BE REPRODUCED OR DISTRIBUTED TO ANY OTHER PERSON OR ENTITY WITHOUT THE WRITTEN PERMISSION OF MINUTEMAN INTERNATIONAL, INC. ALL RIGHTS ARE RESERVED. ANY REPRODUCTION OR DISTRIBUTION OF THIS DOCUMENT WITHOUT THE WRITTEN PERMISSION OF MINUTEMAN INTERNATIONAL, INC. IS STRICTLY PROHIBITED.	TITLE	PART NUMBER	REVISION	PAGE NUMBER
A	MN-12930	04/08/15	ADDED CE OPTIONS	KHH				SCHEMATIC-ELECTRICAL AM9D/9X DIESEL CE	3397501	D 4	OF 4
B	MN-13049	07/28/15	UPDATED SCHEMATIC	KHH							
C	MN-13295	06/28/16	UPDATED SCHEMATIC, ADD SHEET 4	KHH							
D	MN-13437	03/09/17	UPDATED DIESEL SCHEMATIC, SHEET 4	KHH	ELECTRICAL DESIGN ENGINEER Jeff Pollack	CAD BY JWP	DATE 5/3/10				

WARRANTY



**Revision K
Effective December 2015
PowerBoss Made Simple Industrial Limited Warranty**

Minuteman International owner of PowerBoss warrants to the original purchaser/user that the product is free from defects in workmanship and materials under normal use. PowerBoss will, at its option, repair or replace without charge, parts that fail under normal use and service when operated and maintained in accordance with the applicable operation and instruction manuals. All warranty claims must be submitted through and approved by factory authorized repair stations.

This warranty does not apply to normal wear, or to items whose life is dependent on their use and care. Parts not manufactured by PowerBoss are covered by and subject to the warranties and/or guarantees of their manufacturers. Please contact Minuteman International for procedures in warranty claims against these manufacturers.

Special warning to purchaser -- Use of replacement parts not manufactured by PowerBoss or its designated licensees, will void all warranties expressed or implied. A potential health hazard exists without original equipment replacement.

All warranted items become the sole property of Minuteman International or PowerBoss or its original manufacturer, whichever the case may be.

PowerBoss disclaims any implied warranty, including the warranty of merchantability and the warranty of fitness for a particular purpose. PowerBoss assumes no responsibility for any special, incidental or consequential damages.

This limited warranty is applicable only in the U.S.A. and Canada, and is extended only to the original user/purchaser of this product. Customers outside the U.S.A. and Canada should contact their local distributor for export warranty policies. PowerBoss is not responsible for costs or repairs performed by persons other than those specifically authorized by PowerBoss. This warranty does not apply to damage from transportation, alterations by unauthorized persons, misuse or abuse of the equipment, use of non-compatible chemicals, or damage to property, or loss of income due to malfunctions of the product. If a difficulty develops with this machine, you should contact the dealer from whom it was purchased.

This warranty gives you specific legal rights, and you may have other rights, which vary from state to state. Some states do not allow the exclusion or limitation of special, incidental or consequential damages, or limitations on how long an implied warranty lasts, so the above exclusions and limitations may not apply to you.

	Travel *	Labor	Parts	Engine	Extended Warranty	Costs
Walk Behind						****
Battery Sweepers	90 Days	36 months	36 months	N/A	N/A	-
IC Sweepers	90 Days	36 months	36 months	Through Eng. Mfg.	N/A	-
Battery Scrubbers	90 Days	24 months	36 months	N/A	N/A	-
Riders						
Battery Scrubbers	90 Days	24 months	36 months or 2000 hr.	N/A	36 months parts + 24 labor (or 3000 Hours)	5%
IC Sweeper/Scrubbers 82 & 90	90 Days	6 months	24 months or 2000 hr.	24 months or 3000 hrs**	36 months parts + 24 months labor (or 3000 Hours) + 180 days travel	5%
I.C. Sweepers 9X, 10X	90 days	6 months	48 months or 3000 hrs.	60 months or 3000 hrs**	48 months parts + 24 months labor (or 3000 Hours) + 180 days travel	5%
NAUTILUS Scrubber	180 Days	24 months	36 months or 2000 hr.	36 months or 2000 hrs**	48 months parts + 24 months labor (or 3000 Hours) + 180 days travel	3%
All Rider, I.C. (excluding APEX series)					Bumper to Bumper 5000 hr max. 48 months parts, 48 months labor, 180 days travel	8%
Exceptions						
Apex Series Sweeper	90 Days	12 months	12 months or 1000 hr.	12 months or 1000 hrs**	24 months parts + 24 months labor (or 2000 Hours)	5%
6X Sweeper	90 Days	6 months	24 months or 2000 hr.	24 months or 2000 hours**	36 months parts + 24 months labor (or 3000 Hours) + 180 day travel	5%

Tank Bladders Eight years/ no additional labor Ten years/ no additional labor
Polyethylene plastic tanks
Batteries 0-3 months full replacement, 4-12 prorated credit
Chargers One-year replacement
Aftermarket Replacement parts Ninety days from date of purchase
***Two-Hour Cap Per Service Call**

****Through Engine Manufacturer. See Section 3 of Warranty Manual for Engine Warranty**

Exceptions * Based Upon Dealer's Certification Status:**

**Extended Warranty MUST Be Signed Up Within 30 Days of Delivery to End User
(Dealer Has 1Year From Receiving Machine To Sign Up For Extended Warranty)**

***All above labor and travel reimbursed at 65% or 75% of the published shop rate.



“The Power of Clean”

**PowerBoss® Is a Full Line Manufacturer of Sweepers and Scrubbers,
for Industrial Facilities.**

PowerBoss®, Minuteman International, Inc. 14N845 U.S. Route 20 Pingree Grove, Illinois 60140

Phone: 800-323-9420 www.PowerBoss.com email: tech@powerboss.com

A Member of the Hako Group